

# Fully Welded Tables: Colour Collection

PRODUCT INFORMATION SHEET


**BSEN  
1729  
COMPLIANT**

**5  
YEAR**

Solid 18mm MDF tops with a high pressure laminate

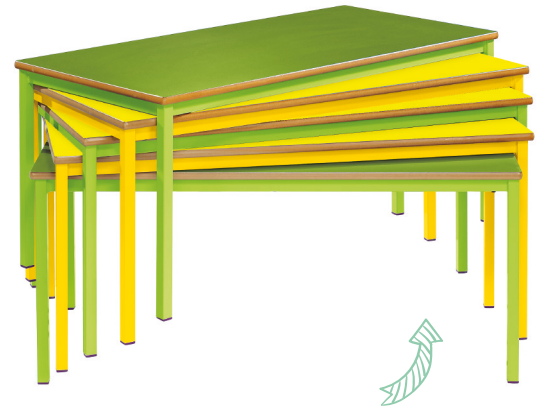


Sturdy 25mm square tube frame



Choose to have matching laminate and frame or 'mix n match'

Vibrant choice of laminate and frame colours available



Can be spirally stacked & high for ease of storage

## 1 Choose Your Table

SHAPE	SIZE (L X W)	DURAFORM EDGE CODE	MDF EDGE CODE	BURO EDGE CODE
Rectangular	1100 x 550mm	<b>CBSQ-115-PS</b>	<b>CBSQ-115-MD</b>	<b>CBSQ-115-B</b>
Rectangular	1200 x 600mm	<b>CBSQ-126-PS</b>	<b>CBSQ-126-MD</b>	<b>CBSQ-126-B</b>
Rectangular	1200 x 750mm	<b>CBSQ-127-PS</b>	<b>CBSQ-127-MD</b>	<b>CBSQ-127-B</b>
Rectangular	1500 x 750mm	<b>CBSQ-157-PS</b>	<b>CBSQ-157-MD</b>	<b>CBSQ-157-B</b>
Rectangular	1800 x 750mm	<b>CBSQ-187-PS</b>	<b>CBSQ-187-MD</b>	<b>CBSQ-187-B</b>

## 2 Choose Your Table Height

HEIGHT	AGE RANGE
460mm	3-4 Years
530mm	4-6 Years
590mm	6-8 Years
640mm	8-11 Years
710mm	11-14 Years
760mm	14 +

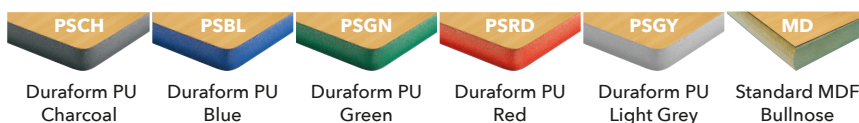
## 3 Choose Your Laminate Top Colour



## 4 Choose Your Frame Colour\*



## 5 Choose Your Edge Style (Duraform PU & MDF)



## 5 Choose Your Edge Colour (BURO)\*\*



\*Please note: matching table top colours and frame colours are similar in shade but not identical. Swatches can be provided for both upon request.

\*\*BURO is only available for Rectangular, Square or Trapezoidal shapes.

**Orders are non-returnable.**



### End Of Life Recycling Suggestions

All Metalliform products can be disassembled into their component parts (Wood, Metal & Plastic) and responsibly recycled.



### Packaging Details

Legs are paper wrapped and the top is covered in a cardboard wrap. Duraform Speckled Light Grey frames are not wrapped unless specified.



### Important Ordering Information

When ordering please state: Table shape, code, height, size, quantity, laminate colour, frame colour and edge style.



### Delivery Times

Our standard delivery time is 4 weeks. During School summer holidays our turnaround times will extend.



### Care & Maintenance

The frame and top connection should be checked every six months. The feet should be checked periodically and replaced as and when required. Clean periodically with a non-abrasive cleaner and a warm damp cloth.