

# Fully Welded Tables: Buro Edge

PRODUCT INFORMATION SHEET

**BSEN  
1729  
COMPLIANT**

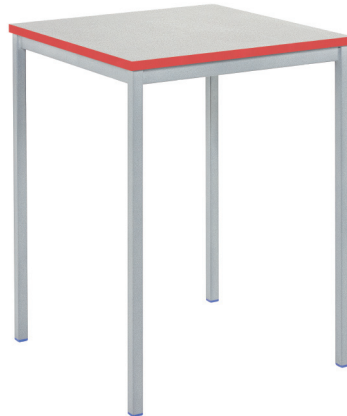
**5  
YEAR**

## Rectangular



Can be spirally stacked  
6 high for ease of storage


## Square



## Trapezoidal



Sturdy 25mm square  
tube frame



Solid 18mm MDF tops with  
a high pressure laminate and  
2mm BURRO edge



### 1 Choose Your Table Shape

SHAPE	SIZE (L X W)	BURO EDGE CODE
Rectangular	1100 x 550mm*	<b>SQSS-115-B</b>
Rectangular	1200 x 600mm	<b>SQSS-126-B</b>
Square	600 x 600mm	<b>SQSS-66-B</b>
Trapezoidal	1100 x 550mm*	<b>SQSS-11LE-B</b>
Trapezoidal	1200 x 600mm	<b>SQSS-12LE-B</b>

\*Not recommended for secondary school use.

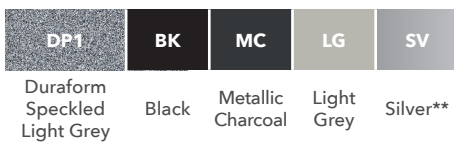
### 2 Choose Your Table Height

HEIGHT	AGE RANGE
460mm	3-4 Years
530mm	4-6 Years
590mm	6-8 Years
640mm	8-11 Years
710mm	11-14 Years
760mm	14 +

### 3 Choose Your Laminate Top Colour



### 4 Choose Your Frame Colour



\*\*Silver frame available at an extra cost.

### 5 Choose Your BURRO Edge Colour



#### End Of Life Recycling Suggestions

All Metalliform products can be disassembled into their component parts (Wood, Metal & Plastic) and responsibly recycled.



#### Packaging Details

All legs are paper wrapped and the top is covered in a cardboard wrap.



#### Important Ordering Information

When ordering please state: Table shape, code, height, size, quantity, laminate colour, frame colour and edge style.



#### Delivery Times

Our standard delivery time is 4 weeks. During School summer holidays our turnaround times will extend.



#### Care & Maintenance

The frame and top connection should be checked every six months. The feet should be checked periodically and replaced as and when required. Clean periodically with a non-abrasive cleaner and a warm damp cloth.