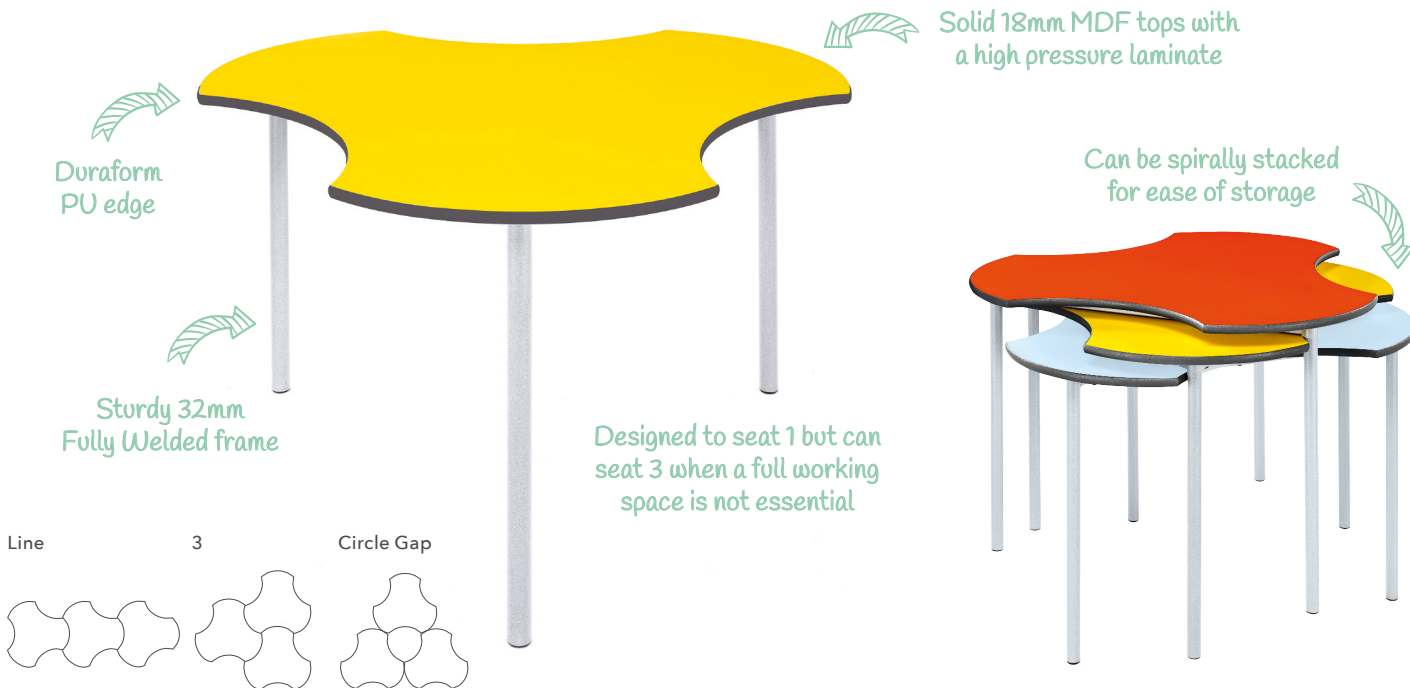


Shaped Tables: Connect

PRODUCT INFORMATION SHEET

5
YEAR



1 Choose Your Table

SIZE (L X W)	CODE
940 x 890mm	CON-M-PS


2 Choose Your Table Height

HEIGHT	AGE RANGE
460mm	3-4 Years
530mm	4-6 Years
590mm	6-8 Years
640mm	8-11 Years
710mm	11-14 Years
760mm	14 +


3 Choose Your Laminate Top Colour



4 Choose Your Frame Colour



5 Choose Your Edge Style



*Non-returnable.



End Of Life Recycling Suggestions

All Metalliform products can be disassembled into their component parts (Wood, Metal & Plastic) and responsibly recycled through specialist service providers.



Packaging Details

All legs are paper wrapped and the top is covered in a cardboard wrap.



Important Ordering Information

When ordering please state: Table shape, code, height, size, quantity, laminate colour, frame colour and edge style.



Delivery Times

Our standard delivery time is 4 weeks. During School summer holidays our turnaround times will extend.



Care & Maintenance

The frame and top connection should be checked every six months. The feet should be checked periodically and replaced as and when required. Clean periodically with a non-abrasive cleaner and a warm damp cloth.