



Product Catalogue

CELEBRATING
75
YEARS

MADE IN
BRITAIN 



Welcome

To our furniture collection



CELEBRATING
75
 YEARS



Inspirational Office, Dining & Educational Furniture


Located in the heart of Barnsley, Yorkshire, our 80,000 square foot manufacturing facility employs over 100 full-time skilled personnel. This enables us to respond quickly and efficiently to customer requirements throughout the UK and Internationally.

We are proud to be a British manufacturer supplying to schools, colleges, universities, purchasing supply catalogue customers, office suppliers, construction companies and local authorities.

Metalliform is part of the Metalliform Group which consists of Arena Stadia Seating and Fisher Plastics. To find out more information on these companies, please see pages 8 and 9.

If you are looking for an exceptional furniture specialist that can provide you with fantastic products alongside the highest level of customer service, then please contact us for more information:






-  **01226 350 555**
-  **sales@metalliform.co.uk**
-  **www.metalliform.co.uk**
-  **metalliformltd**
-  **metalliform-holdings-ltd**



CELEBRATING OVER 75 YEARS' EXPERIENCE

Established as a UK manufacturer of furniture
within the Education, Dining and Office sector

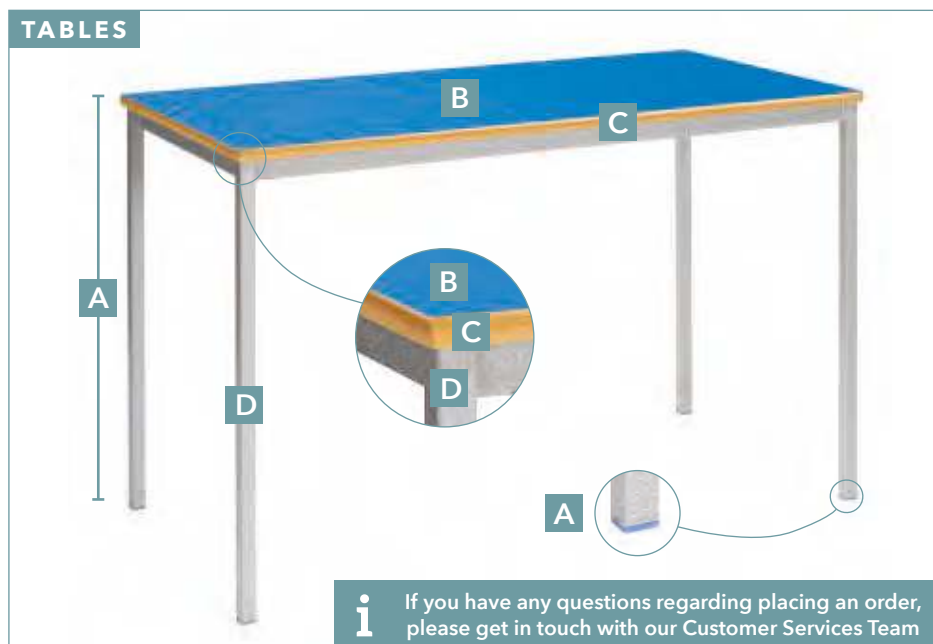
Contents

Chairs	10	
Stools	32	
Tables	44	
Dining	102	
Office	118	
Storage	142	
148	Index	

All specifications are correct at time of going to press. Metalliform reserves the right to change specifications and product ranges without prior notice. Whilst we try to show our products as accurately as possible, the photography and printing processes may affect the colours shown in this brochure. All images are shown for illustration purposes only, colours may vary slightly. For full terms and conditions please visit www.metalliform.co.uk

How To Order

To ensure you choose all the required options when placing an order, we have shown below examples of the typical options you may need to select.



Chair ordering example: A Seat height | B Shell colour | C Fabric colour (optional extra) | D Frame colour

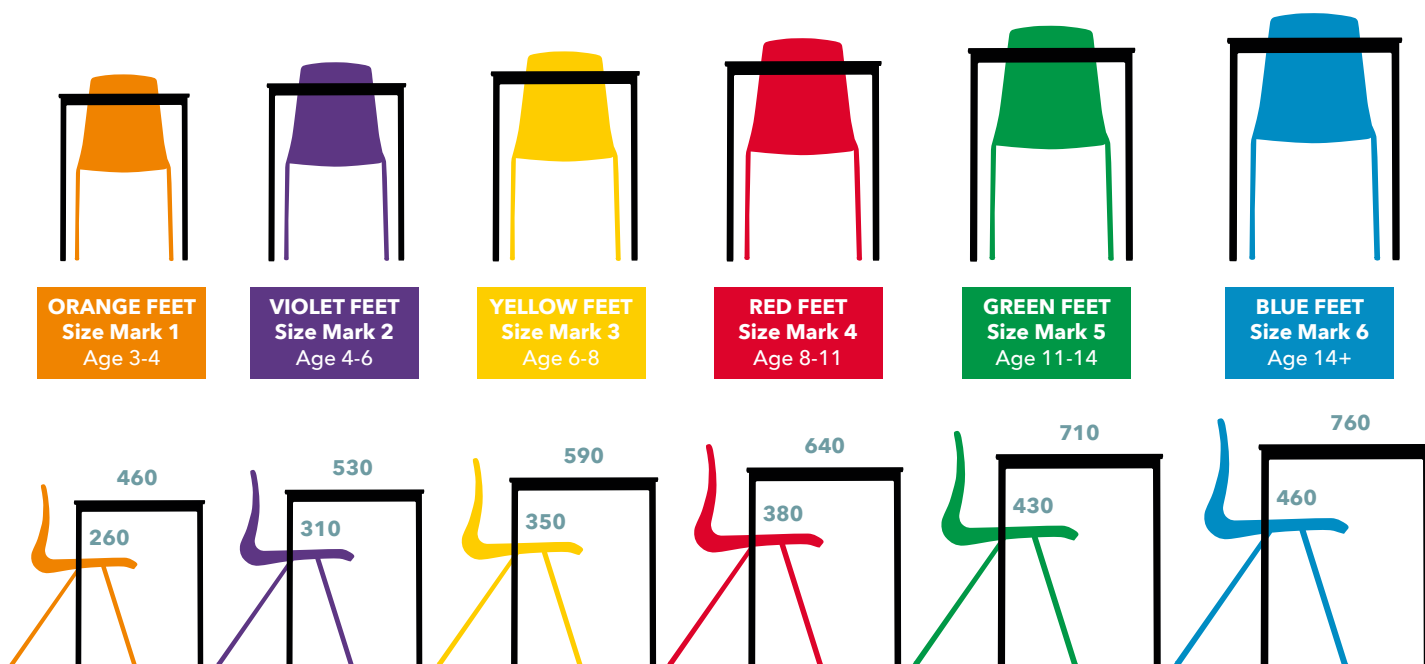
Table ordering example: A Table height | B Laminate colour | C Edge style | D Frame colour

Standing & Working Heights

To help you purchase furniture that complies with the British and European Standards (1729), the following height guide indicates which fixed seat heights and table heights are suitable for the correct age and size. To ensure you purchase the most accurate height furniture correct in compliance with the standards, we recommend that you measure the stature and popliteal height. You can then match those measurements using the guide below.

	SIZE MARK	AGE RANGE	POPLITEAL HEIGHT RANGE	STATURE RANGE	STANDING TABLE HEIGHT	TABLE HEIGHT	CHAIR HEIGHT
1	NURSERY	3-4 years	250 - 280mm	930 - 1150mm	590mm	460mm	260mm
2	PRIMARY	4-6 years	280 - 315mm	1080 - 1210mm	710mm	530mm	310mm
3	PRIMARY	6-8 years	315 - 355mm	1190 - 1420mm	760mm	590mm	350mm
4	PRIMARY	8-11 years	355 - 405mm	1330 - 1590mm	900mm	640mm	380mm
5	SECONDARY	11-14 years	405 - 435mm	1460 - 1765mm	1000mm	710mm	430mm
6	SECONDARY/ADULT	14 +	435 - 485mm	1590 - 1880mm	1000mm	760mm	460mm

Standing & Working Heights



Popliteal Height

Popliteal height defines the correct seat height. The measurement is taken from the floor to the back of the knee when seated, with thighs horizontal and lower leg vertical with feet flat to the floor.

Stature

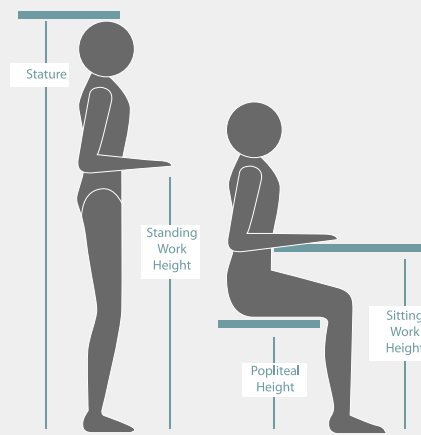
Stature is from floor to the top of the head.

Sitting Work Height

Sitting work height defines the correct table height. The measurement is determined by sitting elbow height, which is the distance from the floor to the underside of the elbow whilst sitting with the upper arm vertical and the lower arm horizontal.

Standing Work Height

Standing work height defines the correct standing table height. The measurement is determined by standing elbow height, which is the distance from the floor to the underside of the elbow of a standing person with the upper arm vertical and lower arm horizontal.



Fisher Plastics

Fisher Plastics is an established and highly reputable company and one of the UK's leading Plastic Injection Moulding manufacturers.

Specialising in Plastic Injection Moulding, Design Engineering and Tool Making Services.

With a passionate team of highly experienced in-house engineers, toolmakers and injection moulding specialists, Fisher Plastics can transform

your initial idea from concept stage all the way through to a finished product.

Consistent quality applied by experienced precision engineering skills ensure the necessary assurances take place every time for all customers, who in turn rely on Fisher Plastics to deliver on time and on budget.

Fisher Plastics provide both a flexible and rapid solution service to the industry and welcome the opportunity to see how they may be able to assist your company.

To find out more information, please visit their website, or get in touch.

Services Include



**PLASTIC INJECTION
MOULDING**



**DESIGN
ENGINEERING**



**TOOL MAKING
SERVICES**



PLASBRIC RANGE

☎ 01484 854321

✉ enquiries@fisherplastics.co.uk

🏠 www.fisherplastics.co.uk

COLOUR MATCHING SERVICE

✓ Fisher Plastics colour match to bespoke or corporate colours with consistency and repeatability giving customers peace of mind, time-after-time



Arena Stadia Seating



Arena Stadia Seating provide a complete seating and service solution for a wide variety of applications. The key elements in all of their products are comfort, durability, safety and ease of maintenance.

All products are manufactured, assembled and despatched from the same Barnsley facility as Metalliform giving customers confidence in delivery, high quality standards and service with British manufacturing.

Arena Stadia Seating work alongside construction companies, architects and directly with the end customer.

Arena Stadia Seating are committed to providing a service based on the highest quality products, an understanding of the clients needs and total dedication to the project from product design through to manufacture and on site installation.

Offering a diverse portfolio of products enables customers to select from a range of styles and specifications catering for all budgets and applications.



The Oval Cricket Ground, London



A.E.L.T.C. Wimbledon



Colosseum Stadium Seat

SPECIALIST SEATING FOR

- Sports Stadia
- Multi Event Arenas
- Swimming Pools
- Leisure Centres
- Education
- Retail
- Export
- Specialist Projects

☎ 01226 350 555

✉ sales@arenastadiaseating.co.uk

🏠 www.arenastadiaseating.co.uk

🐦 ArenaStadia

🌐 arena-stadia-seating-ltd



Contents

Chairs



12	Beam Seating: Two & Three Seater NP Chairs & Table
14	Beam Seating: Three & Four Seater NP Chairs
16	BS Chair
18	BS Chair: Colour Collection
20	Chair 2000: Four Legged
22	Chair 2000: Skid Base
24	NP Chair
26	NP Chair: Black & White
28	NP Chair: Colour Collection
30	ST Chair

Beam Seating: NP Chairs & Tables

Two Seater NP Chairs & Table

2
YEAR

Non
Returnable
Item



i Central table will be provided as standard

Three Seater NP Chairs & Table

2
YEAR

Non
Returnable
Item



i Left-end table will be provided as standard



Important Ordering Information

When ordering please state: Code, description, height, quantity, colour of shell, upholstery fabric, frame choice, laminate, edge style and any extra accessories you require.



Delivery Times

Our standard delivery time is 4 weeks. During School summer holidays our turnaround times will extend.



Care & Maintenance

The frame and top connection should be checked every six months. The feet should be checked periodically and replaced as and when required. Clean periodically with a non-abrasive cleaner and a warm damp cloth.



Customise Your Order



1 Choose Your Beam Seating

SEATING	TABLE DIMENSIONS (L X W)	OVERALL DIMENSIONS (L X W)	CODE
Two Seater NP Chairs & Table	550 x 550mm	1695 x 600mm	BBTBL-2SEATER
Three Seater NP Chairs & Table	550 x 550mm	2080 x 600mm	BBTBL-3SEATER

2 Choose Your Shell Colour

BL Blue	CH Charcoal	GN Green	LI Lilac	OR Orange	PU Purple	RD Red	SB Soft Blue	TG Tangy Green	YE Yellow
---------	-------------	----------	----------	-----------	-----------	--------	--------------	----------------	-----------

3 Choose Your Upholstery Colour (Optional Extra)

Scuba	Osumi	Taboo	Bridgetown	Tortuga	Tarot	Panama	Parasol	Madura	Solano
-------	-------	-------	------------	---------	-------	--------	---------	--------	--------

4 Choose Your Frame Colour

DP1	BK	MC	LG	WH	SV
-----	----	----	----	----	----

Duraform Speckled Light Grey
Black
Metallic Charcoal
Light Grey
White
Silver

5 Choose Your Laminate Top Colour*

BH Beech	MA Maple	OK Oak	WH White
----------	----------	--------	----------

*Other laminate top colours are available on request.
Orders are non-returnable.

6 Choose Your Edge Style

PSCH	PSBL	PSGN	PSRD	PSGY	MD
Duraform PU Charcoal	Duraform PU Blue	Duraform PU Green	Duraform PU Red	Duraform PU Light Grey	Standard MDF Bullnose

7 Choose Your Pad (Optional Extra)

	Seat & Back Pad SBP		Seat Pad SP
---	------------------------	---	----------------

Beam Seating: Three & Four Seater NP Chairs


Three Seater NP Chairs

2
YEAR



Four Seater NP Chairs

2
YEAR





Customise Your Order



1 Choose Your Beam Seating

SEATING	OVERALL DIMENSIONS (L X W)	CODE
Three Seater NP Chairs	1450 x 600mm	BB-3SEATER
Four Seater NP Chairs	1950 x 600mm	BB-4SEATER

2 Choose Your Shell Colour

BL Blue	CH Charcoal	GN Green	LI Lilac	OR Orange	PU Purple	RD Red	SB Soft Blue	TG Tangy Green	YE Yellow
---------	-------------	----------	----------	-----------	-----------	--------	--------------	----------------	-----------

3 Choose Your Upholstery Colour (Optional Extra)

Scuba	Osumi	Taboo	Bridgetown	Tortuga	Tarot	Panama	Parasol	Madura	Solano
-------	-------	-------	------------	---------	-------	--------	---------	--------	--------

4 Choose Your Frame Colour

DP1	BK	MC	LG	WH	SV
Duraform Speckled Light Grey	Black	Metallic Charcoal	Light Grey	White	Silver

Orders are non-returnable.

5 Choose Your Pad (Optional Extra)



Seat & Back Pad
SBP

Seat Pad
SP



Important Ordering Information

When ordering please state: Code, description, height, quantity, colour of shell, upholstery fabric, frame choice and any extra accessories you require.



Delivery Times

Our standard delivery time is 4 weeks. During School summer holidays our turnaround times will extend.



Care & Maintenance

The frame and top connection should be checked every six months. The feet should be checked periodically and replaced as and when required. Clean periodically with a non-abrasive cleaner and a warm damp cloth.

BS Chair

BSEN
1729
COMPLIANT

5
YEAR



Important Ordering Information

When ordering please state: Code, description, height, quantity, colour of shell and frame.



Delivery Times

Our standard delivery time is 4 weeks. During School summer holidays our turnaround times will extend.



Care & Maintenance

The frame and top connection should be checked every six months. The feet should be checked periodically and replaced as and when required. Clean periodically with a non-abrasive cleaner and a warm damp cloth.



Customise Your Order



1 Choose Your Chair

CODE	AGE RANGE	SEAT HEIGHT (SH)	SEAT WIDTH (SW)	SEAT DEPTH (SD)
BSA	3-4 years	260mm	288mm	240mm
BSB	4-6 years	310mm	288mm	240mm
BSC	6-8 years	350mm	342mm	307mm
BSD	8-11 years	380mm	342mm	307mm
BSE	11-14 years	430mm	382mm	370mm
BSF	14 +	460mm	382mm	370mm

2 Choose Your Shell Colour

BL Blue	CH Charcoal	GN Green	LI Lilac	OR Orange	PU Purple	RD Red	SB Soft Blue	TG Tangy Green	YE Yellow
----------------	--------------------	-----------------	-----------------	------------------	------------------	---------------	---------------------	-----------------------	------------------

3 Choose Your Frame Colour

DP1	BK	MC	LG	WH	SV
Duraform Speckled Light Grey	Black	Metallic Charcoal	Light Grey	White *	Silver *

*Silver and white frames are non-returnable.



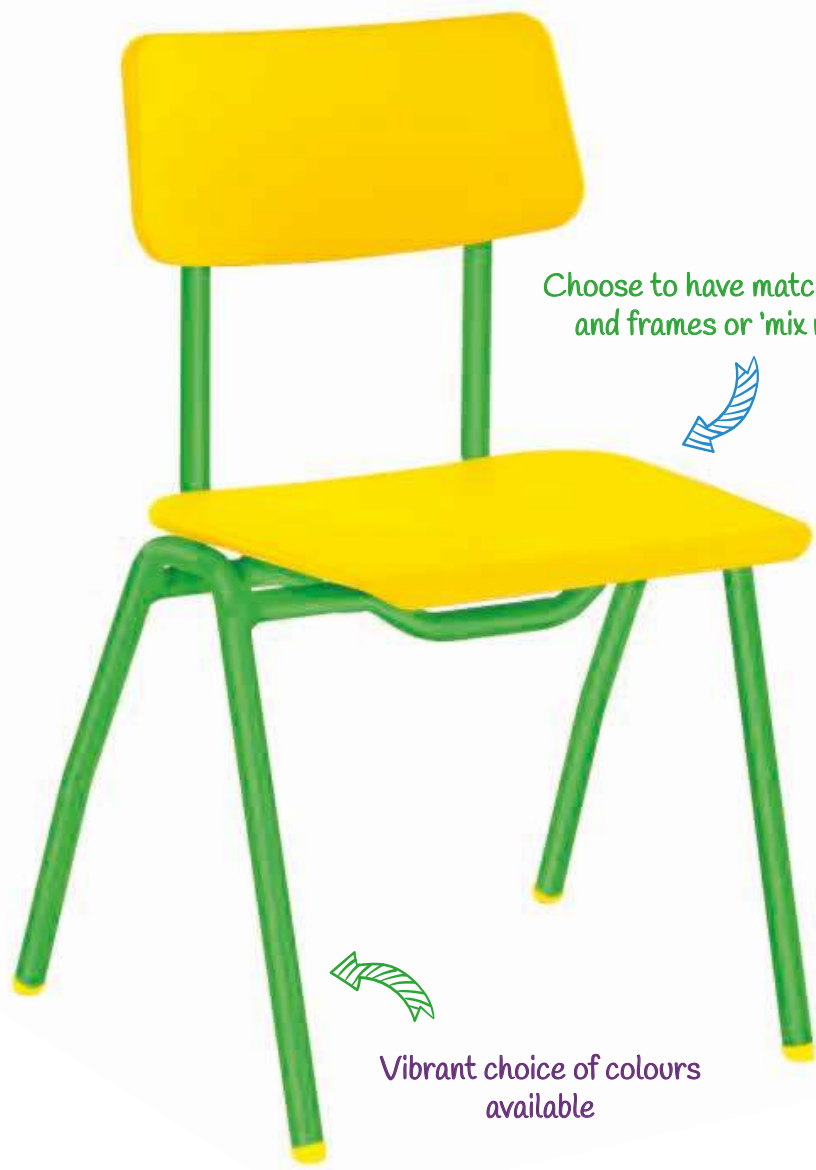
Available with coloured frames:
See page 18



BS Chair: Colour Collection

BSEN
1729
COMPLIANT

5
YEAR



Important Ordering Information

When ordering please state: Code, description, height, quantity, colour of shell and frame.



Delivery Times

Our standard delivery time is 4 weeks. During School summer holidays our turnaround times will extend.



Care & Maintenance

The frame and top connection should be checked every six months. The feet should be checked periodically and replaced as and when required. Clean periodically with a non-abrasive cleaner and a warm damp cloth.

Non
Returnable
Item



Customise Your Order



1 Choose Your Chair

CODE	AGE RANGE	SEAT HEIGHT (SH)	SEAT WIDTH (SW)	SEAT DEPTH (SD)
BSA	3-4 years	260mm	288mm	240mm
BSB	4-6 years	310mm	288mm	240mm
BSC	6-8 years	350mm	342mm	307mm
BSD	8-11 years	380mm	342mm	307mm
BSE	11-14 years	430mm	382mm	370mm
BSF	14 +	460mm	382mm	370mm

2 Choose Your Shell Colour

BL Blue	CH Charcoal	GN Green	LI Lilac	OR Orange	PU Purple	RD Red	SB Soft Blue	TG Tangy Green	YE Yellow
----------------	--------------------	-----------------	-----------------	------------------	------------------	---------------	---------------------	-----------------------	------------------

3 Choose Your Frame Colour

BL Blue	CH Charcoal	GN Green	PV Pastel Violet	PO Pastel Orange	PU Purple	RD Red	SB Soft Blue	TG Tangy Green	YE Yellow
----------------	--------------------	-----------------	-------------------------	-------------------------	------------------	---------------	---------------------	-----------------------	------------------

Images shown are for illustrative purposes only.
 Please note: matching seat colours and frame colours are similar in shade but not identical.
 Swatches can be provided for both upon request.
Orders are non-returnable.

Chair 2000: Four Legged

**BSEN
1729
COMPLIANT**

**5
YEAR**



Unrivalled posture support
across all ages



Extremely strong
and durable

Protective plastic
over feet



Classic look and feel



Easy stacking up to 7 high



Important Ordering Information

When ordering please state: Code, description, height, quantity, colour of shell, upholstery fabric, frame choice and any extra accessories you require.



Delivery Times

Our standard delivery time is 4 weeks. During School summer holidays our turnaround times will extend.



Care & Maintenance

The frame and top connection should be checked every six months. The feet should be checked periodically and replaced as and when required. Clean periodically with a non-abrasive cleaner and a warm damp cloth.



Customise Your Order



1 Choose Your Chair

CODE	AGE RANGE	SEAT HEIGHT (SH)	SEAT WIDTH (SW)	SEAT DEPTH (SD)
2017	3-4 years	260mm	310mm	300mm
2018	4-6 years	310mm	310mm	300mm
2019	6-8 years	350mm	310mm	300mm
2015	8-11 years	380mm	390mm	400mm
2020	11-14 years	430mm	390mm	400mm
2021	14 +	460mm	390mm	400mm

2 Choose Your Shell Colour

BL Blue	CH Charcoal	GN Green	LI Lilac	OR Orange	PU Purple	RD Red	SB Soft Blue	TG Tangy Green	YE Yellow
---------	-------------	----------	----------	-----------	-----------	--------	--------------	----------------	-----------

3 Choose Your Upholstery Colour (Optional Extra)

Scuba	Osumi	Taboo	Bridgetown	Tortuga	Tarot	Panama	Parasol	Madura	Solano
-------	-------	-------	------------	---------	-------	--------	---------	--------	--------

4 Choose Your Frame Colour

DP1	BK	MC	LG	WH	SV
Duraform Speckled Light Grey	Black	Metallic Charcoal	Light Grey	White *	Silver *

*Silver and white frames are non-returnable.

**Only available on sizes 430 & 460mm seat height.

5 Choose Your Pad (Optional Extra)**



Seat & Back Pad
SBP

Seat Pad
SP

Chair 2000: Skid Base

BSEN
1729
COMPLIANT

5
YEAR



Unrivalled posture support
across all ages



Extremely strong
and durable



Classic look and feel



The perfect solution to avoiding
scratched floors



Easy stacking up to 6 high



Important Ordering Information

When ordering please state: Code, description, height, quantity, colour of shell, upholstery fabric, frame choice and any extra accessories you require.



Delivery Times

Our standard delivery time is 4 weeks. During School summer holidays our turnaround times will extend.



Care & Maintenance

The frame and top connection should be checked every six months. The feet should be checked periodically and replaced as and when required. Clean periodically with a non-abrasive cleaner and a warm damp cloth.



Customise Your Order



1 Choose Your Chair

CODE	AGE RANGE	SEAT HEIGHT (SH)	SEAT WIDTH (SW)	SEAT DEPTH (SD)
2040	11-14 years	430mm	390mm	400mm
2041	14 +	460mm	390mm	400mm

2 Choose Your Shell Colour

BL Blue	CH Charcoal	GN Green	LI Lilac	OR Orange	PU Purple	RD Red	SB Soft Blue	TG Tangy Green	YE Yellow
----------------	--------------------	-----------------	-----------------	------------------	------------------	---------------	---------------------	-----------------------	------------------

3 Choose Your Upholstery Colour (Optional Extra)

Scuba	Osumi	Taboo	Bridgetown	Tortuga	Tarot	Panama	Parasol	Madura	Solano
-------	-------	-------	------------	---------	-------	--------	---------	--------	--------

4 Choose Your Frame Colour

DP1	BK	MC	LG	WH	SV
Duraform Speckled Light Grey	Black	Metallic Charcoal	Light Grey	White *	Silver *

*Silver and white frames are non-returnable.

**Only available on sizes 430 & 460mm seat height.

5 Choose Your Pad (Optional Extra)**



Seat & Back Pad
SBP

Seat Pad
SP

NP Chair

**BSEN
1729
COMPLIANT**

**5
YEAR**



Important Ordering Information

When ordering please state: Code, description, height, quantity, colour of shell, upholstery fabric, frame choice and any extra accessories you require.



Delivery Times

Our standard delivery time is 4 weeks. During School summer holidays our turnaround times will extend.



Care & Maintenance

The frame and top connection should be checked every six months. The feet should be checked periodically and replaced as and when required. Clean periodically with a non-abrasive cleaner and a warm damp cloth.



Customise Your Order



1 Choose Your Chair

CODE	AGE RANGE	SEAT HEIGHT (SH)	SEAT WIDTH (SW)	SEAT DEPTH (SD)
NP1	3-4 years	260mm	315mm	260mm
NP2	4-6 years	310mm	315mm	260mm
NP3	6-8 years	350mm	358mm	320mm
NP4	8-11 years	380mm	358mm	320mm
NP5	11-14 years	430mm	405mm	400mm
NP6	14 +	460mm	405mm	400mm

2 Choose Your Shell Colour

BL Blue	CH Charcoal	GN Green	LI Lilac	OR Orange	PU Purple	RD Red	SB Soft Blue	TG Tangy Green	YE Yellow
---------	-------------	----------	----------	-----------	-----------	--------	--------------	----------------	-----------

3 Choose Your Upholstery Colour (Optional Extra)

Scuba	Osumi	Taboo	Bridgetown	Tortuga	Tarot	Panama	Parasol	Madura	Solano
-------	-------	-------	------------	---------	-------	--------	---------	--------	--------

4 Choose Your Frame Colour

DP1	BK	MC	LG	WH	SV
Duraform Speckled Light Grey	Black	Metallic Charcoal	Light Grey	White *	Silver *

*Silver and white frames are non-returnable.

**Only available on sizes 430 & 460mm seat height.

5 Choose Your Pad (Optional Extra)**



Seat & Back Pad
SBP

Seat Pad
SP

Available with coloured frames:
See page 28



NP Chair: Black & White

**BSEN
1729
COMPLIANT**

**5
YEAR**



Choose to have matching shells and frames or 'mix n match'

Stackable to 8 high



The traditional classroom chair

Non Returnable Item*



Important Ordering Information

When ordering please state: Code, description, height, quantity, colour of shell, upholstery fabric, frame choice and any extra accessories you require.



Delivery Times

Our standard delivery time is 4 weeks. During School summer holidays our turnaround times will extend.



Care & Maintenance

The frame and top connection should be checked every six months. The feet should be checked periodically and replaced as and when required. Clean periodically with a non-abrasive cleaner and a warm damp cloth.



Customise Your Order



1 Choose Your Chair

CODE	AGE RANGE	SEAT HEIGHT (SH)	SEAT WIDTH (SW)	SEAT DEPTH (SD)
NP1	3-4 years	260mm	315mm	260mm
NP2	4-6 years	310mm	315mm	260mm
NP3	6-8 years	350mm	358mm	320mm
NP4	8-11 years	380mm	358mm	320mm
NP5	11-14 years	430mm	405mm	400mm
NP6	14 +	460mm	405mm	400mm

2 Choose Your Shell Colour

BK Black	WH White*
----------	-----------

3 Choose Your Upholstery Colour (Optional Extra)

Havana	Adobo
--------	-------

4 Choose Your Frame Colour

DP1	BK	MC	LG	SV	WH
Duraform Speckled Light Grey	Black	Metallic Charcoal	Light Grey	Silver **	White **

*White NP Chair orders are non-returnable.

**Silver and white frames are non-returnable.

***Only available on sizes 430 & 460mm seat height.

5 Choose Your Pad (Optional Extra)***



Seat & Back Pad
SBP

Seat Pad
SP

Images shown are for illustrative purposes only. Please note: matching seat colours and frame colours are similar in shade but not identical. Swatches can be provided for both upon request.

NP Chair: Colour Collection

**BSEN
1729
COMPLIANT**

**5
YEAR**



Choose to have matching shells and frames or 'mix n match'

Vibrant choice of colours available



The traditional classroom chair



Easy stacking up to 8 high



Important Ordering Information

When ordering please state: Code, description, height, quantity, colour of shell, upholstery fabric, frame choice and any extra accessories you require.



Delivery Times

Our standard delivery time is 4 weeks. During School summer holidays our turnaround times will extend.



Care & Maintenance

The frame and top connection should be checked every six months. The feet should be checked periodically and replaced as and when required. Clean periodically with a non-abrasive cleaner and a warm damp cloth.

Non Returnable Item



Customise Your Order



1 Choose Your Chair

CODE	AGE RANGE	SEAT HEIGHT (SH)	SEAT WIDTH (SW)	SEAT DEPTH (SD)
NP1	3-4 years	260mm	315mm	260mm
NP2	4-6 years	310mm	315mm	260mm
NP3	6-8 years	350mm	358mm	320mm
NP4	8-11 years	380mm	358mm	320mm
NP5	11-14 years	430mm	405mm	400mm
NP6	14 +	460mm	405mm	400mm

2 Choose Your Shell Colour

BL Blue	CH Charcoal	GN Green	LI Lilac	OR Orange	PU Purple	RD Red	SB Soft Blue	TG Tangy Green	YE Yellow
---------	-------------	----------	----------	-----------	-----------	--------	--------------	----------------	-----------

3 Choose Your Frame Colour

BL Blue	CH Charcoal	GN Green	PV Pastel Violet	PO Pastel Orange	PU Purple	RD Red	SB Soft Blue	TG Tangy Green	YE Yellow
---------	-------------	----------	------------------	------------------	-----------	--------	--------------	----------------	-----------

Images shown are for illustrative purposes only.
Please note: matching seat colours and frame colours are similar in shade but not identical. Swatches can be provided for both upon request.

Upholstery fabrics are available for all colours.

See page 25 for colour options.

Orders are non-returnable.

ST Chair

BSEN
1729
COMPLIANT15
YEAR**Important Ordering Information**

When ordering please state: Code, description, height, quantity, colour of shell, upholstery fabric, frame choice and any extra accessories you require.

**Delivery Times**

Our standard delivery time is 4 weeks. During School summer holidays our turnaround times will extend.

**Care & Maintenance**

The frame and top connection should be checked every six months. The feet should be checked periodically and replaced as and when required. Clean periodically with a non-abrasive cleaner and a warm damp cloth.



Customise Your Order



1 Choose Your Chair

CODE	AGE RANGE	SEAT HEIGHT (SH)	SEAT WIDTH (SW)	SEAT DEPTH (SD)
ST1	3-4 years	260mm	300mm	260mm
ST2	4-6 years	310mm	300mm	260mm
ST3	6-8 years	350mm	350mm	320mm
ST4	8-11 years	380mm	350mm	320mm
ST5	11-14 years	430mm	394mm	400mm
ST6	14 +	460mm	394mm	400mm

2 Choose Your Shell Colour

BL Blue	CH Charcoal	GN Green	LI Lilac	OR Orange	PU Purple	RD Red	SB Soft Blue	TG Tangy Green	YE Yellow
----------------	--------------------	-----------------	-----------------	------------------	------------------	---------------	---------------------	-----------------------	------------------

3 Choose Your Upholstery Colour (Optional Extra)

Scuba	Osumi	Taboo	Bridgetown	Tortuga	Tarot	Panama	Parasol	Madura	Solano
-------	-------	-------	------------	---------	-------	--------	---------	--------	--------

4 Choose Your Frame



DP1

Duraform Speckled Light Grey

*Only available on sizes 430 & 460mm seat height.

5 Choose Your Accessory



Linking Device*
LD



Chair Trolley
CHAIRTR



Seat Pad*
SP



Contents

Stools



- 34 25 Series Stool
- 36 35 Series Stool
- 38 High Chairs: BS, Chair 2000 & NP
- 40 WSM Stool: Four Legged
- 42 WSM Stool: Skid Base

25 Series Stool

**BSEN
1729
COMPLIANT
PART 2**

**5
YEAR**



Supplied with a hand hole
as standard



Traditional looking
laboratory/craft stools

Supplied with a polished
and lacquered
MDF top



Easy stacking up to 6 high



Customise Your Order



1 Choose Your Stool

CODE	SEAT HEIGHT (SH)
25RT1	470mm
25RT2	520mm
25RT3	570mm
25RT4	620mm
25RT5	670mm

2 Choose Your Seat Colour

MDF MDF Polished

3 Choose Your Frame Colour

DP1	BK	MC	LG	WH	SV
Duraform Speckled Light Grey	Black	Metallic Charcoal	Light Grey	White *	Silver *

*Silver and white frames are non-returnable.

4 Choose Your Edge Style



MDF Polished and lacquered

5 Choose Your Accessory



STEEL FEET - Essential where highly abrasive non-slip flooring is used.
WSM-METAL-FOOT

Other colour top options and spray PU edges are available on request.



Important Ordering Information

When ordering please state: Code, description, height, quantity, colour of seat/frame and any extra accessories you require.



Delivery Times

Our standard delivery time is 4 weeks. During School summer holidays our turnaround times will extend.



Care & Maintenance

The frame and top connection should be checked every six months. The feet should be checked periodically and replaced as and when required. Clean periodically with a non-abrasive cleaner and a warm damp cloth.

35 Series Stool

5
YEAR



Sleek and stylish ply wood top stool with a waterfall front edge



Supplied with a polished and lacquered Beech Ply MDF top



Easy stacking up to 8 high

Ideal for laboratory and craft environments



Customise Your Order



1 Choose Your Stool

CODE	SEAT HEIGHT (SH)
35RT4	640mm
35RT5	670mm

2 Choose Your Seat Colour*

BHP Beech Ply

*Coloured tops are available on request (POA).
MOQ of 60 stools applies to coloured tops only.
Supplied Beech Ply as standard.

3 Choose Your Frame Colour

DP1	BK	MC	LG	WH	SV
Duraform Speckled Light Grey	Black	Metallic Charcoal	Light Grey	White **	Silver **

**Silver and white frames are non-returnable.



Important Ordering Information

When ordering please state: Code, description, height, quantity, colour of seat and frame.



Delivery Times

Our standard delivery time is 4 weeks. During School summer holidays our turnaround times will extend.



Care & Maintenance

The frame and top connection should be checked every six months. The feet should be checked periodically and replaced as and when required. Clean periodically with a non-abrasive cleaner and a warm damp cloth.

High Chairs: BS, Chair 2000 & NP

BS High Chair

BSEN
1729
COMPLIANT
PART 2

5
YEAR



Chair 2000 High Chair

5
YEAR



NP High Chair

5
YEAR



High chairs are available in 3 of our best selling shell styles

Perfect for use in ICT, craft and science environments

High chairs represent an impressive combination of durability and comfort

Each stool is available in two sizes and a variety of colour options



Customise Your Order



1 Choose Your Stool

BS High Chair

CODE	SEAT HEIGHT (SH)
MS127	640mm
MS128	670mm

Chair 2000 High Chair

CODE	SEAT HEIGHT (SH)
2104	620mm
2105	670mm

NP High Chair

CODE	SEAT HEIGHT (SH)
NP5ST4	610mm
NP5ST5	670mm

2 Choose Your Shell Colour

BL Blue	CH Charcoal	GN Green	LI Lilac	OR Orange	PU Purple	RE Red	SB Soft Blue	TG Tangy Green	YE Yellow
----------------	--------------------	-----------------	-----------------	------------------	------------------	---------------	---------------------	-----------------------	------------------

3 Choose Your Upholstery Colour (Optional Extra)

Scuba	Osumi	Taboo	Bridgetown	Tortuga	Tarot	Panama	Parasol	Madura	Solano
-------	-------	-------	------------	---------	-------	--------	---------	--------	--------

4 Choose Your Frame Colour

DP1	BK	MC	LG	WH	SV
Duraform Speckled Light Grey	Black	Metallic Charcoal	Light Grey	White *	Silver *

*Silver and white frames are non-returnable.

5 Choose Your Accessory



STEEL FEET - Essential where highly abrasive non-slip flooring is used.
WSM-METAL-FOOT



Important Ordering Information

When ordering please state: Code, description, height, quantity, colour of seat/frame and any extra accessories you require.



Delivery Times

Our standard delivery time is 4 weeks. During School summer holidays our turnaround times will extend.



Care & Maintenance

The frame and top connection should be checked every six months. The feet should be checked periodically and replaced as and when required. Clean periodically with a non-abrasive cleaner and a warm damp cloth.

WSM Stools: Four Legged

BSEN
1729
COMPLIANT

5
YEAR



Wipeable surface

Vibrant choice of shell colours available



Comfortable and stylish



Easy stacking up to 6 high

Top selling classic stacking stool



Customise Your Order



1 Choose Your Stool

CODE	SEAT HEIGHT (SH)	SEAT WIDTH (SW)
WSM1	395mm	340mm
WSM2	445mm	340mm
WSM3	560mm	340mm
WSM4	610mm	340mm
WSM5	685mm	340mm

2 Choose Your Shell Colour

BL Blue	CH Charcoal	GN Green	LI Lilac	OR Orange	PU Purple	RE Red	SB Soft Blue	TG Tangy Green	YE Yellow
----------------	--------------------	-----------------	-----------------	------------------	------------------	---------------	---------------------	-----------------------	------------------

3 Choose Your Frame Colour

DP1	BK	MC	LG	WH	SV
Duraform Speckled Light Grey	Black	Metallic Charcoal	Light Grey	White *	Silver *

4 Choose Your Accessory



STEEL FEET - Essential where highly abrasive non-slip flooring is used.
WSM-METAL-FOOT

*Silver and white frames are non-returnable.



Important Ordering Information

When ordering please state: Code, description, height, quantity, colour of seat/frame and any extra accessories you require.



Delivery Times

Our standard delivery time is 4 weeks. During School summer holidays our turnaround times will extend.



Care & Maintenance

The frame and top connection should be checked every six months. The feet should be checked periodically and replaced as and when required. Clean periodically with a non-abrasive cleaner and a warm damp cloth.

WSM Stools: Skid Base

BSEN
1729
COMPLIANT

5
YEAR





Customise Your Order



1 Choose Your Stool

CODE	SEAT HEIGHT (SH)	SEAT WIDTH (SW)
WSM1SKID	395mm	340mm
WSM2SKID	445mm	340mm
WSM3SKID	560mm	340mm
WSM4SKID	610mm	340mm
WSM5SKID	685mm	340mm

2 Choose Your Shell Colour

BL Blue	CH Charcoal	GN Green	LI Lilac	OR Orange	PU Purple	RE Red	SB Soft Blue	TG Tangy Green	YE Yellow
----------------	--------------------	-----------------	-----------------	------------------	------------------	---------------	---------------------	-----------------------	------------------

3 Choose Your Frame Colour

DP1	BK	MC	LG	WH	SV
Duraform Speckled Light Grey	Black	Metallic Charcoal	Light Grey	White *	Silver *

*Silver and white frames are non-returnable.

**Only available on WSM Skid Base stools.

4 Choose Your Accessory



STEEL FEET - Essential where highly abrasive non-slip flooring is used.
WSM-METAL-FOOT



GLIDES** - Essential where highly abrasive non-slip flooring is used. 6 x glides provided per skid frame stool. Factory fitted - must be purchased at the same time of ordering the stool.
WSMSKID-GL



Important Ordering Information

When ordering please state: Code, description, height, quantity, colour of seat/frame and any extra accessories you require.



Delivery Times

Our standard delivery time is 4 weeks. During School summer holidays our turnaround times will extend.



Care & Maintenance

The frame and top connection should be checked every six months. The feet should be checked periodically and replaced as and when required. Clean periodically with a non-abrasive cleaner and a warm damp cloth.



Contents

Tables



- 46 Craft Tables: Crushed Bent & Fully Welded
- 48 Craft Tables: Premium H Frame
- 50 Crushed Bent Tables
- 52 Crushed Bent Table: Colour Collection
- 54 Elite Tables: Static Height & Height Adjustable
- 56 Equation™ Tables
- 58 Equation™ Tables: Jewel & Leaf
- 60 Euro Tables: Single & Double
- 62 Exam Desks
- 64 Fully Welded Tables
- 66 Fully Welded Tables: BURO Edge
- 68 Fully Welded Table: Colour Collection
- 70 Height Adjustable Table: Flower
- 72 Height Adjustable Tables: HA200 & HA600
- 74 Height Adjustable Table: Rainbow
- 76 Height Adjustable Tables: Start Right
- 78 Meeting Room Tables
- 80 Pen Pot Tables: Standard & Premium
- 82 Premium Nursery Tables
- 84 Premium Tilt Top Tables
- 86 Reliance Range Tables
- 88 RT32 Tables
- 90 RT45 Tables
- 92 Shaped Table: Connect
- 94 Shaped Table: Segga
- 96 Standard Nursery Tables
- 98 Teachers Desks: Crushed Bent & Fully Welded
- 100 Whiteboard Top Tables


Craft Tables: Crushed Bent & Fully Welded

Crushed Bent

5
YEAR



16mm Trespa top example



Perfect for art, food technology, science and craft environments


Sturdy and practical 30mm Crushed Bent H frame

Fully Welded

5
YEAR




Solid 18mm MDF tops with a high pressure laminate



Polished and lacquered MDF Bullnose edge

Versatile range for use throughout the school

Sturdy and practical 25mm square steel tube H frame



Duraform PU edge

i Important Ordering Information
When ordering please state: Table shape, code, height, size, quantity, laminate colour, frame colour and edge style.

Delivery Times
Our standard delivery time is 4 weeks. During School summer holidays our turnaround times will extend.

Care & Maintenance
The frame and top connection should be checked every six months. The feet should be checked periodically and replaced as and when required. Clean periodically with a non-abrasive cleaner and a warm damp cloth.



Customise Your Order



1 Choose Your Table Shape

TABLE STYLE	SIZE (L X W)	MDF EDGE CODE	DURAFORM EDGE CODE	TRESPA CODE
Crushed Bent	1200 x 600mm	CBCRAFT-126-MD	CBCRAFT-126-PS	CBCRAFT-126-TRES
Crushed Bent	1200 x 750mm	CBCRAFT-127-MD	CBCRAFT-127-PS	CBCRAFT-127-TRES
Crushed Bent	1500 x 750mm	CBCRAFT-157-MD	CBCRAFT-157-PS	CBCRAFT-157-TRES
Fully Welded	1200 x 600mm	CRAFT-126-MD	CRAFT-126-PS	CRAFT-126-TRES
Fully Welded	1200 x 750mm	CRAFT-127-MD	CRAFT-127-PS	CRAFT-127-TRES
Fully Welded	1500 x 750mm	CRAFT-157-MD	CRAFT-157-PS	CRAFT-157-TRES

2 Choose Your Table Height

HEIGHT
760mm
800mm
850mm
900mm
950mm
1000mm

3 Choose Your Laminate Top Colour

AI Ailsa	BH Beech	BL Blue	LG Light Grey	OK Oak	SLG Slate Grey	WH White
----------	----------	---------	---------------	--------	----------------	----------

Trespa Top Colours

SPIB Speckled Icy Blue	SPPG Speckled Pastel Grey	SPPB Speckled Powder Blue	SPWH Speckled White	TRWH White
---------------------------	------------------------------	------------------------------	------------------------	---------------

4 Choose Your Frame Colour

DP1	BK	MC	LG	WH	SV
Duraform Speckled Light Grey	Black	Metallic Charcoal	Light Grey	White *	Silver *

5 Choose Your Edge Style

PSCH	PSBL	PSGN	PSRD	PSGY	MD
Duraform PU Charcoal	Duraform PU Blue	Duraform PU Green	Duraform PU Red	Duraform PU Light Grey	Standard MDF Bullnose

*Silver and white frames are non-returnable.

Craft Tables: Premium H Frame

10
YEAR


Solid 18mm MDF tops with a high pressure laminate 



 Sturdy and practical chunky 45mm round tube H frame

Perfect for art, food technology, science and craft environments

16mm Trespa tops example



Important Ordering Information

When ordering please state: Code, height, size, quantity, laminate colour, frame colour and edge style.



Delivery Times

Our standard delivery time is 4 weeks. During School summer holidays our turnaround times will extend.



Care & Maintenance

The frame and top connection should be checked every six months. The feet should be checked periodically and replaced as and when required. Clean periodically with a non-abrasive cleaner and a warm damp cloth.



Customise Your Order



1 Choose Your Table

SIZE (L X W)	MDF EDGE CODE	DURAFORM EDGE CODE	TRESPA CODE
1200 x 600mm	PRCRAFT-126-MD	PRCRAFT-126-PS	PRCRAFT-126-TRES
1200 x 750mm	PRCRAFT-127-MD	PRCRAFT-127-PS	PRCRAFT-127-TRES
1500 x 750mm	PRCRAFT-157-MD	PRCRAFT-157-PS	PRCRAFT-157-TRES

2 Choose Your Table Height

HEIGHT
760mm
800mm
850mm
900mm
950mm
1000mm

3 Choose Your Laminate Top Colour

AI Ailsa	BH Beech	BL Blue	LG Light Grey	OK Oak	SLG Slate Grey	WH White
----------	----------	---------	---------------	--------	----------------	----------

Trespa Top Colours

SPIB Speckled Icy Blue	SPPG Speckled Pastel Grey	SPPB Speckled Powder Blue	SPWH Speckled White	TRWH White
------------------------	---------------------------	---------------------------	---------------------	------------

4 Choose Your Frame Colour

DP1	BK	MC	LG	WH	SV
Duraform Speckled Light Grey	Black	Metallic Charcoal	Light Grey	White *	Silver *

5 Choose Your Edge Style

PSCH	PSBL	PSGN	PSRD	PSGY	MD
Duraform PU Charcoal	Duraform PU Blue	Duraform PU Green	Duraform PU Red	Duraform PU Light Grey	Standard MDF Bullnose

*Silver and white frames are non-returnable.

Crushed Bent Tables

**BSEN
1729
COMPLIANT**

**5
YEAR**

Rectangular



Square



Trapezoidal




Circular



Semi-Circular



Solid 18mm MDF tops with a high pressure laminate



Sturdy Crushed Bent 25mm square tube frame



Stackable to 8 high for ease of storage



Important Ordering Information

When ordering please state: Table shape, code, height, size, quantity, laminate colour, frame colour, edge style and any accessory you require.



Delivery Times

Our standard delivery time is 4 weeks. During School summer holidays our turnaround times will extend.



Care & Maintenance

The frame and top connection should be checked every six months. The feet should be checked periodically and replaced as and when required. Clean periodically with a non-abrasive cleaner and a warm damp cloth.



Customise Your Order



1 Choose Your Table Shape

SHAPE	SIZE (L X W)	MDF EDGE CODE	DURAFORM EDGE CODE
Rectangular	1100 x 550mm*	CBSQ-115-MD	CBSQ-115-PS
Rectangular	1200 x 600mm	CBSQ-126-MD	CBSQ-126-PS
Square	600 x 600mm	CBSQ-66-MD	CBSQ-66-PS
Trapezoidal	1100 x 550mm*	CBSQ-111E-MD	CBSQ-111E-PS
Trapezoidal	1200 x 600mm	CBSQ-121E-MD	CBSQ-121E-PS
Circular	750mm Diameter	CBSQ-7C-MD	CBSQ-7C-PS
Circular	1000mm Diameter	CBSQ-10C-MD	CBSQ-10C-PS
Semi-Circular	1100mm Diameter*	CBSQ-115C-MD	CBSQ-115C-PS
Semi-Circular	1200mm Diameter	CBSQ-125C-MD	CBSQ-125C-PS

2 Choose Your Table Height

HEIGHT	AGE RANGE
460mm	3-4 Years
530mm	4-6 Years
590mm	6-8 Years
640mm	8-11 Years
710mm	11-14 Years
760mm	14 +

*Not recommended for secondary school use.

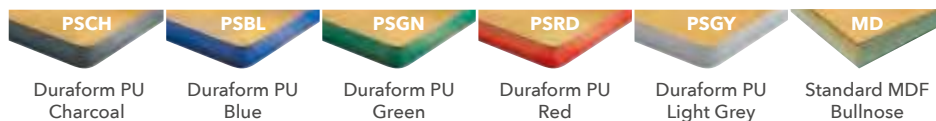
3 Choose Your Laminate Top Colour



4 Choose Your Frame Colour



5 Choose Your Edge Style



6 Choose Your Accessory (Optional Extra)



Tray Runners When selected we recommend you increase your choice of desk height by 50mm for extra leg room. Only available on tables of minimum length 1100mm - **CBSQ-TR**



Table Trolley Carries 6 tables at a time - **TABLETRFB**



Upright Table Trolley Tilt, lift and move table trolley for easy transportation of up to 6 tables at a time - **TABLETRSB**

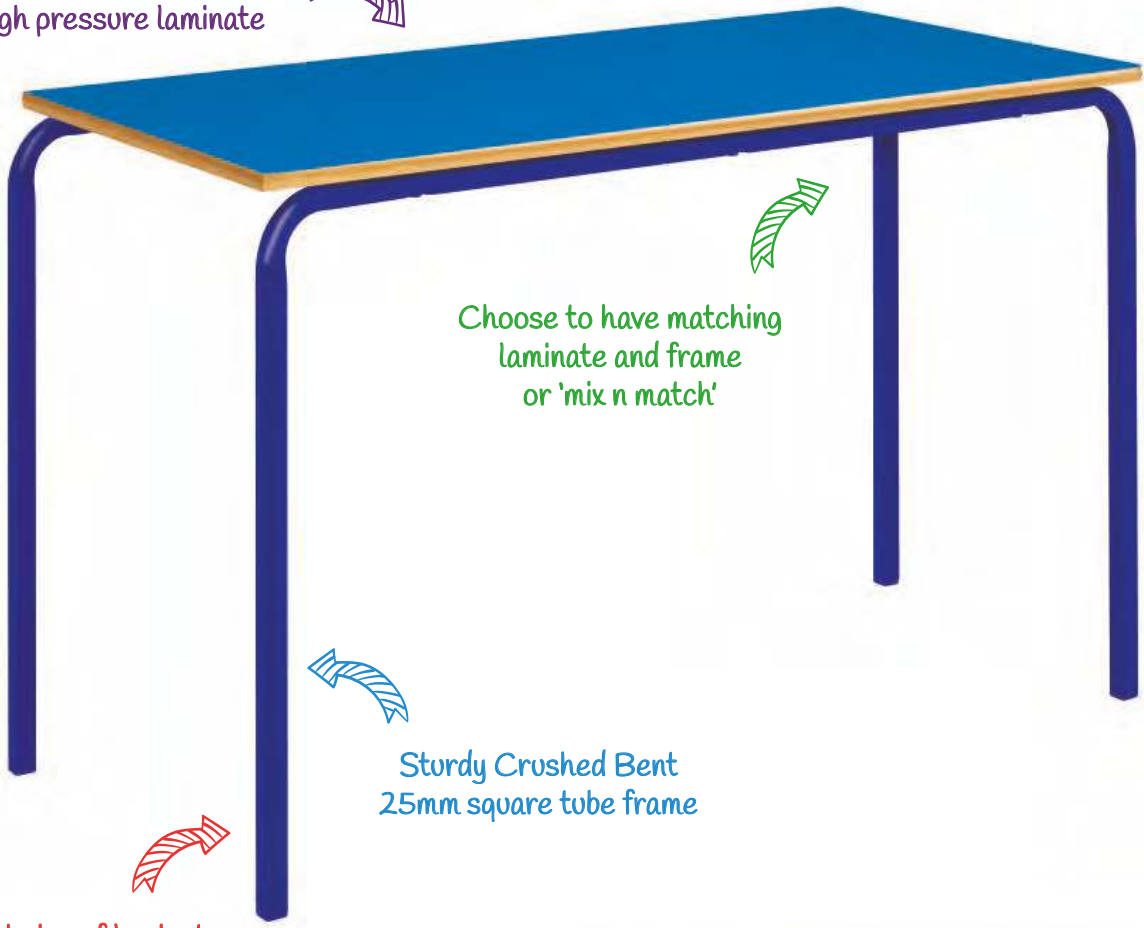
**Silver and white frames are non-returnable.

Crushed Bent Table: Colour Collection

BSEN
1729
COMPLIANT

5
YEAR

Solid 18mm MDF tops with
a high pressure laminate




Choose to have matching
laminate and frame
or 'mix n match'

Sturdy Crushed Bent
25mm square tube frame

Vibrant choice of laminate
and frame colours available

Polished and
lacquered MDF
Bullnose edge



Stackable to 8 high for ease of storage

Non
Returnable
Item



Customise Your Order



1 Choose Your Table

SHAPE	SIZE (L X W)	MDF EDGE CODE
Rectangular	1100 x 550mm*	CBSQ-115-MD
Rectangular	1200 x 600mm	CBSQ-126-MD

*Not recommended for secondary school use.

2 Choose Your Table Height

HEIGHT	AGE RANGE
460mm	3-4 Years
530mm	4-6 Years
590mm	6-8 Years
640mm	8-11 Years
710mm	11-14 Years
760mm	14 +

3 Choose Your Laminate Top Colour



4 Choose Your Frame Colour**



5 Choose Your Edge Style



Standard MDF Bullnose

Images shown are for illustrative purposes only.
 **Please note: matching table top colours and frame colours are similar in shade but not identical. Swatches can be provided for both upon request.
Orders are non-returnable.



Important Ordering Information

When ordering please state: Code, height, size, quantity, laminate colour, frame colour and edge style.



Delivery Times

Our standard delivery time is 4 weeks. During School summer holidays our turnaround times will extend.



Care & Maintenance

The frame and top connection should be checked every six months. The feet should be checked periodically and replaced as and when required. Clean periodically with a non-abrasive cleaner and a warm damp cloth.

Elite Tables: Static Height & Height Adjustable

Static Height Tables

BSEN 1729 COMPLIANT 5 YEAR

Rectangular



Semi-Circular



Trapezoidal



Stylish oval 60 x 30mm tube frame

Height Adjustable Tables

BSEN 1729 COMPLIANT 5 YEAR

Rectangular



Stylish oval tube frame

Semi-Circular



Height adjustable table for use with wheelchairs or where a versatile environment is required

Trapezoidal



Important Ordering Information

When ordering please state: Table shape, code, height, size, quantity, laminate colour, frame colour and edge style.



Delivery Times

Our standard delivery time is 4 weeks. During School summer holidays our turnaround times will extend.



Care & Maintenance

The frame and top connection should be checked every six months. The feet should be checked periodically and replaced as and when required. Clean periodically with a non-abrasive cleaner and a warm damp cloth.



Height Adjustable Table heights between 710-1000mm*



Customise Your Order



1 Choose Your Table Shape

SHAPE	SIZE (L X W)	CODE
Static Height Table Rectangular**	1200 x 600mm	ELITE-126-PS
Static Height Table Semi-Circular**	1200mm Diameter	ELITE-12SC-PS
Static Height Table Trapezoidal**	1200 x 600mm	ELITE-12LE-PS
Height Adjustable Table Rectangular	1200 x 600mm	ELITE-ADJ-126-PS
Height Adjustable Table Semi-Circular	1200mm Diameter	ELITE-ADJ-12SC-PS
Height Adjustable Table Trapezoidal	1200 x 600mm	ELITE-ADJ-12LE-PS

2 Static Table Height Guide**

HEIGHT	AGE RANGE
640mm	8-11 Years
710mm	11-14 Years
760mm	14 +

3 Choose Your Laminate Top Colour

BH Beech	CY Canary Yellow	GS Grey Speckle	LI Lilac	OF Orange Flame	PU Purple	SB Soft Blue	SL Soft Lime	SLG Slate Grey	TG Tangy Green	WH White
-----------------	-------------------------	------------------------	-----------------	------------------------	------------------	---------------------	---------------------	-----------------------	-----------------------	-----------------

4 Choose Your Frame Colour

DP1	BK	MC	LG	WH	SV
Duraform Speckled Light Grey	Black	Metallic Charcoal	Light Grey	White ***	Silver ***

5 Choose Your Edge Style

PSCH	PSBL	PSGN	PSRD	PSGY
Duraform PU Charcoal	Duraform PU Blue	Duraform PU Green	Duraform PU Red	Duraform PU Light Grey

*Legs are adjustable with an Allen key.

**Table heights are only available for Static Height Tables.

***Silver and white frames are non-returnable.

Equation™ Tables

BSEN
1729
COMPLIANT

10
YEAR

Rectangular



Square



Our exciting modular table range

Trapezoidal



Circular



Semi-Circular



Arc**



Premium 25mm finish tops with a high pressure laminate

Height adjustable feet



Important Ordering Information

When ordering please state: Table shape, code, height, size, quantity, laminate colour, frame colour and edge style.



Delivery Times

Our standard delivery time is 4 weeks. During School summer holidays our turnaround times will extend.



Care & Maintenance

The frame and top connection should be checked every six months. The feet should be checked periodically and replaced as and when required. Clean periodically with a non-abrasive cleaner and a warm damp cloth.



Duraform PU edge and premium 32mm round tube frame



Customise Your Order



1 Choose Your Table Shape

SHAPE	SIZE (L X W)	CODE
Rectangular	1100 x 550mm*	EQUPR-115-PS
Rectangular	1200 x 600mm	EQUPR-126-PS
Square	600 x 600mm	EQUPR-66-PS
Trapezoidal	1100 x 550mm*	EQUPR-11LE-PS
Trapezoidal	1200 x 600mm	EQUPR-12LE-PS
Circular	1100mm Diameter	EQUPR-11C-PS
Circular	1200mm Diameter	EQUPR-12C-PS
Semi-Circular	1200mm Diameter	EQUPR-12SC-PS
Arc	1490 x 600mm**	EQUPR-ARCV2-PS

2 Choose Your Table Height

HEIGHT	AGE RANGE
460mm	3-4 Years
530mm	4-6 Years
590mm	6-8 Years
640mm	8-11 Years
710mm	11-14 Years
760mm	14 +

3 Choose Your Laminate Top Colour

BH Beech	CY Canary Yellow	GS Grey Speckle	LI Lilac	OF Orange Flame	PU Purple	SB Soft Blue	SL Soft Lime	SLG Slate Grey	TG Tangy Green	WH White
-----------------	-------------------------	------------------------	-----------------	------------------------	------------------	---------------------	---------------------	-----------------------	-----------------------	-----------------

4 Choose Your Frame Colour

DP1	BK	MC	LG	WH	SV
Duraform Speckled Light Grey	Black	Metallic Charcoal	Light Grey	White ***	Silver ***

5 Choose Your Edge Style

PSCH	PSBL	PSGN	PSRD	PSGY
Duraform PU Charcoal	Duraform PU Blue	Duraform PU Green	Duraform PU Red	Duraform PU Light Grey

*Not recommended for secondary school use.

**2100mm when 4 together to make a circular shape.

***Silver and white frames are non-returnable.

Equation™ Tables: Jewel & Leaf

10
YEAR

Jewel Table




25mm premium top

Stylish modular tables with ultimate versatility

Flexible and dynamic modular tables with endless tessellation possibilities

Height adjustable feet



*3 tables together create a hexagonal shape of 1730mm diameter.

Leaf Table

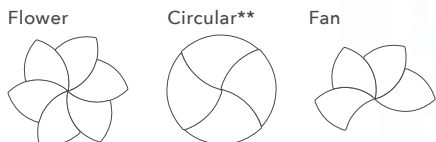
10
YEAR



25mm premium top

Stylish modular tables with ultimate versatility

Flexible and dynamic modular tables with endless tessellation possibilities



**4 tables together create a circular shape of 1750mm diameter.



Duraform PU edge and premium 32mm round tube frame



Customise Your Order



1 Choose Your Table Shape

SHAPE	SIZE (L X W)	CODE
Jewel	1440 x 840mm*	JEWEL-PS
Leaf	1220 x 870mm**	LEAF-PS

2 Choose Your Table Height

HEIGHT	AGE RANGE
460mm	3-4 Years
530mm	4-6 Years
590mm	6-8 Years
640mm	8-11 Years
710mm	11-14 Years
760mm	14 +

3 Choose Your Laminate Top Colour



4 Choose Your Frame Colour



5 Choose Your Edge Style



***Silver and white frames are non-returnable.



Important Ordering Information

When ordering please state: Table shape, code, height, quantity, laminate colour, frame colour and edge style.



Delivery Times

Our standard delivery time is 4 weeks. During School summer holidays our turnaround times will extend.




Care & Maintenance

The frame and top connection should be checked every six months. The feet should be checked periodically and replaced as and when required. Clean periodically with a non-abrasive cleaner and a warm damp cloth.

Euro Tables: Single & Double

Single Table

5
YEAR



Duraform
PU edge



50 x 25mm steel tube
frame




Solid 25mm MDF tops
with a high pressure
laminate

Double Table

5
YEAR



Polished and lacquered
MDF Bullnose edge



Choose from a vibrant
choice of laminate and
frame colours

50 x 25mm steel
tube frame



Important Ordering Information

When ordering please state: Table shape, code, height, size, quantity, laminate colour, frame colour and edge style.



Delivery Times

Our standard delivery time is 4 weeks. During School summer holidays our turnaround times will extend.



Care & Maintenance

The frame and top connection should be checked every six months. The feet should be checked periodically and replaced as and when required. Clean periodically with a non-abrasive cleaner and a warm damp cloth.



Customise Your Order



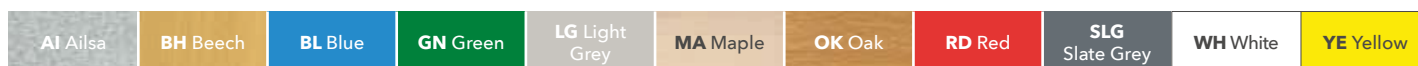
1 Choose Your Table Shape

SHAPE	SIZE (L X W)	MDF EDGE CODE	DURAFORM EDGE CODE
Single	600 x 600mm	EURO-66-MD	EURO-66-PS
Double	1200 x 600mm	EURO-126-MD	EURO-126-PS
Double	1500 x 750mm	EURO-157-MD	EURO-157-PS

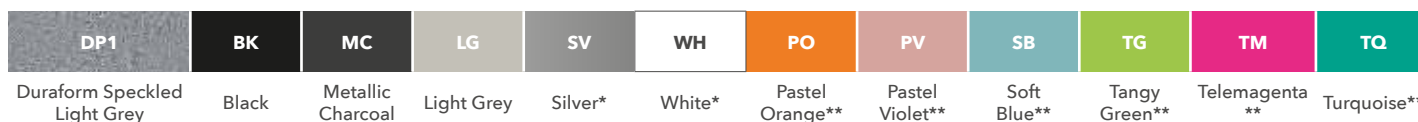
2 Choose Your Table Height

HEIGHT	AGE RANGE
460mm	3-4 Years
530mm	4-6 Years
590mm	6-8 Years
640mm	8-11 Years
710mm	11-14 Years
760mm	14 +


3 Choose Your Laminate Top Colour



4 Choose Your Frame Colour



5 Choose Your Edge Style



*Silver and white frames are non-returnable.
 **Coloured frames are non refundable.

Four Legged Folding



Skid Legged Folding



Stacking*



Pen groove included as standard



Important Ordering Information

When ordering please state: Desk shape, code, height, size, quantity, laminate colour, frame colour, edge style and any accessory you require.



Delivery Times

Our standard delivery time is 4 weeks. During School summer holidays our turnaround times will extend.



Care & Maintenance

The frame and top connection should be checked every six months. The feet should be checked periodically and replaced as and when required. Clean periodically with a non-abrasive cleaner and a warm damp cloth.



Customise Your Order



1 Choose Your Table Shape

SHAPE	SIZE (L x W)	HEIGHT	MDF EDGE CODE
Four Legged Folding	600 x 600mm	710mm	EXMF4-MD
Skid Legged Folding	600 x 600mm	710mm	EXMFS-MD
Stacking*	600 x 500mm	710mm	EXMS-MD

2 Choose Your Laminate Top Colour



3 Choose Your Frame Colour

DP1	BK	MC	LG	WH	SV
Duraform Speckled Light Grey	Black	Metallic Charcoal	Light Grey	White **	Silver **

*Stackable up to 5 high.

**Silver and white frames are non-returnable.

4 Choose Your Edge Style



5 Choose Your Accessory (Optional Extra)



Exam Desk Trolley
 Holds 24 Folding Exam Desks, 980 x 1050 x 670mm (H x W x D). Overall width is 1280mm including handles.
EXMTR

Fully Welded Tables

BSEN
1729
COMPLIANT

5
YEAR

Rectangular



Solid 18mm MDF tops with a high pressure laminate

Square



Traditional Fully Welded tables with quality finish

Trapezoidal




Circular




Semi-Circular




Sturdy 25mm square tube frame



Polished and lacquered MDF Bullnose edge



Duraform PU edge



Can be spirally stacked 6 high for ease of storage



Important Ordering Information

When ordering please state: Table shape code, height, size, quantity, laminate colour, frame colour, edge style and any accessory you require.



Delivery Times

Our standard delivery time is 4 weeks. During School summer holidays our turnaround times will extend.



Care & Maintenance

The frame and top connection should be checked every six months. The feet should be checked periodically and replaced as and when required. Clean periodically with a non-abrasive cleaner and a warm damp cloth.



Customise Your Order



1 Choose Your Table Shape

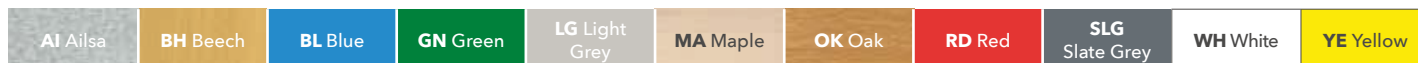
SHAPE	SIZE (L X W)	MDF EDGE CODE	DURAFORM EDGE CODE
Rectangular	1100 x 550mm*	SQSS-115-MD	SQSS-115-PS
Rectangular	1200 x 600mm	SQSS-126-MD	SQSS-126-PS
Square	600 x 600mm	SQSS-66-MD	SQSS-66-PS
Trapezoidal	1100 x 550mm*	SQSS-111E-MD	SQSS-111E-PS
Trapezoidal	1200 x 600mm	SQSS-121E-MD	SQSS-121E-PS
Circular	1000mm Diameter	SQSS-10C-MD	SQSS-10C-PS
Circular	1100mm Diameter	SQSS-11C-MD	SQSS-11C-PS
Circular	1200mm Diameter	SQSS-12C-MD	SQSS-12C-PS
Semi-Circular	1100mm Diameter*	SQSS-11SC-MD	SQSS-11SC-PS
Semi-Circular	1200mm Diameter	SQSS-12SC-MD	SQSS-12SC-PS

2 Choose Your Table Height

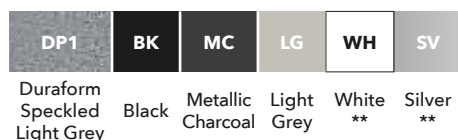
HEIGHT	AGE RANGE
460mm	3-4 Years
530mm	4-6 Years
590mm	6-8 Years
640mm	8-11 Years
710mm	11-14 Years
760mm	14 +

*Not recommended for secondary school use.

3 Choose Your Laminate Top Colour



4 Choose Your Frame Colour



**Silver and white frames are non-returnable.

5 Choose Your Edge Style



6 Choose Your Accessory (Optional Extra)



Tray Runners When selected we recommend you increase your choice of desk height by 50mm for extra leg room. Only available on tables of minimum length 1100mm - **SQSS-TR**



Table Trolley Carries 6 tables at a time - **TABLETRFB**



Upright Table Trolley Tilt, lift and move table trolley for easy transportation of up to 6 tables at a time - **TABLETRSB**

Fully Welded Tables: BURO Edge

BSEN 1729
COMPLIANT

5
YEAR

Rectangular



Solid 18mm MDF tops with a high pressure laminate and 2mm BURO edge



Sturdy 25mm square tube frame



Can be spirally stacked 6 high for ease of storage

Square



Trapezoidal



Important Ordering Information
When ordering please state: Table shape, height, code, size, quantity, laminate colour, frame colour and edge colour.



Delivery Times
Our standard delivery time is 4 weeks. During School summer holidays our turnaround times will extend.



Care & Maintenance
The frame and top connection should be checked every six months. The feet should be checked periodically and replaced as and when required. Clean periodically with a non-abrasive cleaner and a warm damp cloth.



Customise Your Order



1 Choose Your Table Shape

SHAPE	SIZE (L X W)	BURO EDGE CODE
Rectangular	1100 x 550mm*	SQSS-115-B
Rectangular	1200 x 600mm	SQSS-126-B
Square	600 x 600mm	SQSS-66-B
Trapezoidal	1100 x 550mm*	SQSS-11LE-B
Trapezoidal	1200 x 600mm	SQSS-12LE-B

*Not recommended for secondary school use.

2 Choose Your Table Height

HEIGHT	AGE RANGE
460mm	3-4 Years
530mm	4-6 Years
590mm	6-8 Years
640mm	8-11 Years
710mm	11-14 Years
760mm	14 +

3 Choose Your Laminate Top Colour

AI Aïsa	BH Beech	BL Blue	GN Green	LG Light Grey	MA Maple	RD Red	WH White
---------	----------	---------	----------	---------------	----------	--------	----------

4 Choose Your Frame Colour

DP1	BK	MC	LG	WH	SV
Duraform Speckled Light Grey	Black	Metallic Charcoal	Light Grey	White **	Silver **

5 Choose Your BURO Edge Colour

BHB Beech	BLB Blue	GNB Green	GRB Light Grey	MAB Maple	RDB Red	WHB White
-----------	----------	-----------	----------------	-----------	---------	-----------

**Silver and white frames are non-returnable.

Fully Welded Table: Colour Collection

BSEN 1729 COMPLIANT

5 YEAR

Solid 18mm MDF tops with a high pressure laminate




Choose to have matching laminate and frame or 'mix n match'

Sturdy 25mm square tube frame

Vibrant choice of laminate and frame colours available

Polished and lacquered MDF Bullnose edge



Can be spirally stacked 6 high for ease of storage

Non Returnable Item



Customise Your Order



1 Choose Your Table

SHAPE	SIZE (L X W)	MDF EDGE CODE
Rectangular	1100 x 550mm*	SQSS-115-MD
Rectangular	1200 x 600mm	SQSS-126-MD

*Not recommended for secondary school use.

2 Choose Your Table Height

HEIGHT	AGE RANGE
460mm	3-4 Years
530mm	4-6 Years
590mm	6-8 Years
640mm	8-11 Years
710mm	11-14 Years
760mm	14 +

3 Choose Your Laminate Top Colour



4 Choose Your Frame Colour**



5 Choose Your Edge Style



Standard MDF Bullnose

Images shown are for illustrative purposes only.
 **Please note: matching table top colours and frame colours are similar in shade but not identical. Swatches can be provided for both upon request.
Orders are non-returnable.



Important Ordering Information

When ordering please state: Code, height, size, quantity, colour of laminate, frame colour and edge style.



Delivery Times

Our standard delivery time is 4 weeks. During School summer holidays our turnaround times will extend.



Care & Maintenance

The frame and top connection should be checked every six months. The feet should be checked periodically and replaced as and when required. Clean periodically with a non-abrasive cleaner and a warm damp cloth.

Height Adjustable Table: Flower

**BSEN
1729
COMPLIANT**

**5
YEAR**



Solid 25mm premium tops with a high pressure laminate

Duraform PU edge

Oval shaped Allen key height adjustable legs

Matching colour outer legs available

Inner legs are supplied with Duraform Light Grey Speckled paint



One table fits all sizes
Transported flat pack

Height adjustable between five key positions (400-640mm)*



Important Ordering Information
When ordering please state: Table shape, height, code, size, quantity, colour of laminate, frame colour and edge style.



Delivery Times
Our standard delivery time is 4 weeks. During School summer holidays our turnaround times will extend.



Care & Maintenance
The frame and top connection should be checked every six months. The feet should be checked periodically and replaced as and when required. Clean periodically with a non-abrasive cleaner and a warm damp cloth.



Customise Your Order



1 Choose Your Table Shape

TABLE	SIZE (L X W)	CODE
Flower	1215 x 1097mm	FLOWER-PS

2 Height Guide

HEIGHT	AGE RANGE
400mm	2-3 Years
460mm	3-4 Years
530mm	4-6 Years
590mm	6-8 Years
640mm	8-11 Years

3 Choose Your Laminate Top Colour (Supplied With Matching Colour Frame)**:



4 Choose Your Laminate Top Colour (Supplied With A Duraform Light Speckled Grey Frame):



Duraform Speckled Light Grey

5 Choose Your Edge Style



*Legs are adjustable with an Allen key.

**Only available on outer legs.

Transported flat packed.

Height Adjustable Tables: HA200 & HA600

HA200 Table

BSEN 1729 COMPLIANT 5 YEAR



HA600 Table

5 YEAR



Important Ordering Information

When ordering please state: Table shape, code, size, quantity, colour of laminate, frame colour and edge style.



Delivery Times

Our standard delivery time is 4 weeks. During School summer holidays our turnaround times will extend.



Care & Maintenance

The frame and top connection should be checked every six months. The feet should be checked periodically and replaced as and when required. Clean periodically with a non-abrasive cleaner and a warm damp cloth.



Customise Your Order



1 Choose Your Table Shape

HA200 Table

STYLE	SIZE (L X W)	CODE
Single	700 x 600mm	HA200/A-76
Single	One central porthole - must be purchased at the same time as desk	P1
Double	1200 x 600mm	HA200/A-126
Double	Two portholes - must be purchased at the same time as desk	P2

HA600 Table

SIZE (L X W)	FRAME HEIGHT	CODE
1200 x 600mm	730mm to 1200mm	HA600/A-126
1200 x 750mm	730mm to 1200mm	HA600/A-127
1500 x 750mm	730mm to 1200mm	HA600/A-157
One central porthole - must be purchased at the same time as desk	-	P1
Two portholes - must be purchased at the same time as desk	-	P2

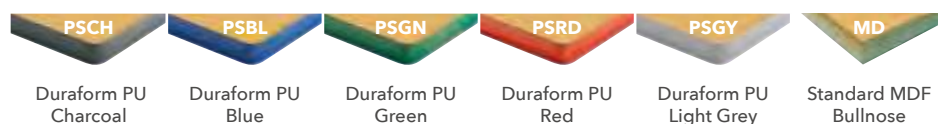
2 Choose Your Laminate Top Colour



3 Choose Your Frame Colour



4 Choose Your Edge Style

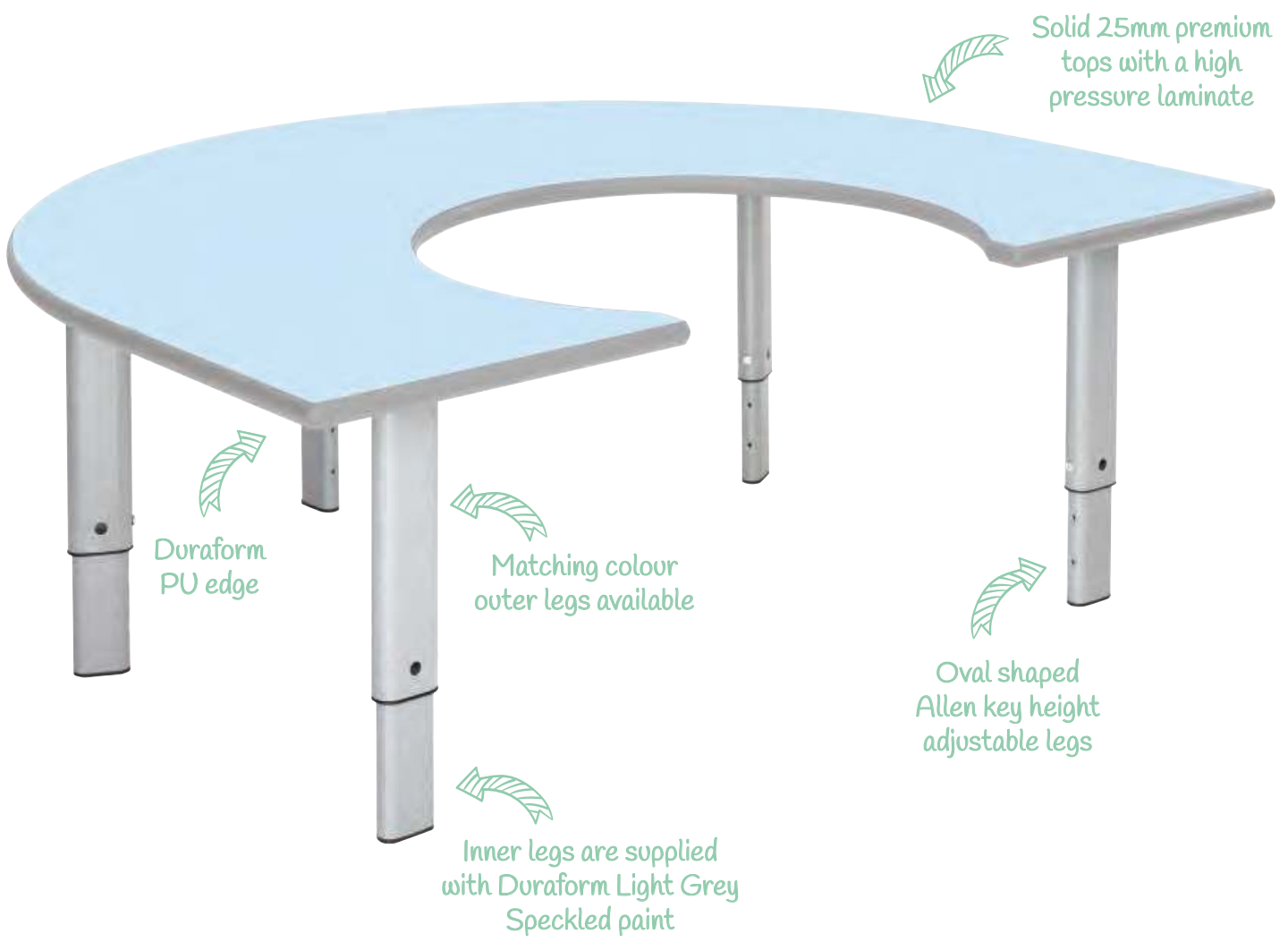


*Electric power point required.

Height Adjustable Table: Rainbow

**BSEN
1729
COMPLIANT**

**5
YEAR**



One table fits all sizes
Transported flat pack



Height adjustable between five key positions (400-640mm)*



Important Ordering Information
When ordering please state: Table shape, height, code, size, quantity, colour of laminate, frame colour and edge style.



Delivery Times
Our standard delivery time is 4 weeks. During School summer holidays our turnaround times will extend.



Care & Maintenance
The frame and top connection should be checked every six months. The feet should be checked periodically and replaced as and when required. Clean periodically with a non-abrasive cleaner and a warm damp cloth.



Customise Your Order



1 Choose Your Table Shape

TABLE	SIZE (L X W)	CODE
Rainbow	1520 x 1215mm	RAIN-PS


2 Height Guide

HEIGHT	AGE RANGE
400mm	2-3 Years
460mm	3-4 Years
530mm	4-6 Years
590mm	6-8 Years
640mm	8-11 Years

3 Choose Your Laminate Top Colour (Supplied With Matching Colour Frame)**:



4 Choose Your Laminate Top Colour (Supplied With A Duraform Light Speckled Grey Frame):



5 Choose Your Edge Style



*Legs are adjustable with an Allen key.
 **Only available on outer legs.
 Transported flat packed.

Height Adjustable Tables: Start Right

BSEN 1729
COMPLIANT

10
YEAR

Rectangular



Trapezoidal



Duraform PU edge

Legs are adjustable with an Allen key

Solid 25mm MDF tops with a high pressure laminate

Circular



Inner legs are supplied with Duraform Light Grey Speckled paint

Semi-Circular



Matching colour outer legs available



Height adjustable between five key positions (400-640mm)*



Important Ordering Information

When ordering please state: Table shape, height, code, size, quantity, colour of laminate, frame colour and edge style.



Delivery Times

Our standard delivery time is 4 weeks. During School summer holidays our turnaround times will extend.



Care & Maintenance

The frame and top connection should be checked every six months. The feet should be checked periodically and replaced as and when required. Clean periodically with a non-abrasive cleaner and a warm damp cloth.



Customise Your Order



1 Choose Your Table Shape

SHAPE	SIZE (L X W)	CODE
Rectangular	1200 x 600mm	ST-126-PSGY
Trapezoidal	1200 x 600mm	ST-12LE-PSGY
Circular	1200mm Diameter	ST-12C-PSGY
Semi-Circular	1200mm Diameter	ST-12SC-PSGY

2 Height Guide

HEIGHT	AGE RANGE
400mm	2-3 Years
460mm	3-4 Years
530mm	4-6 Years
590mm	6-8 Years
640mm	8-11 Years

3 Choose Your Laminate Top Colour (Supplied With Colour Frame)**:



4 Choose Your Laminate Top Colour (Supplied With A Duraform Light Speckled Grey Frame):



Duraform Speckled Light Grey

5 Choose Your Edge Style



Duraform PU
Light Grey

*Legs are adjustable with an Allen key.

**Only available on outer legs.

Meeting Room Tables

BSEN
1729
COMPLIANT

10
YEAR

Rectangular



Square



Solid 25mm MDF tops with a high pressure laminate

Semi-Circular



Circular

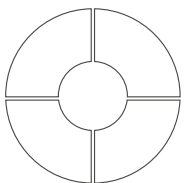


Arc*



45mm round chunky frames

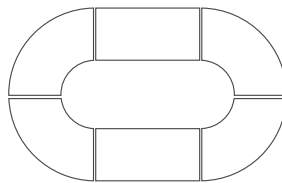
Circular



Square



Meeting



Flexible and dynamic modular tables with endless tessellation possibilities



Important Ordering Information

When ordering please state: Table shape, code, size, quantity, colour of laminate, frame colour and edge style.



Delivery Times

Our standard delivery time is 4 weeks. During School summer holidays our turnaround times will extend.



Care & Maintenance

The frame and top connection should be checked every six months. The feet should be checked periodically and replaced as and when required. Clean periodically with a non-abrasive cleaner and a warm damp cloth.



Customise Your Order



1 Choose Your Table Shape

SHAPE	SIZE (L X W)	MDF EDGE CODE	DURAFORM EDGE CODE
Rectangular	1200 x 600mm	MEET-126-MDP	MEET-126-PS
Square	600 x 600mm	MEET-66-MDP	MEET-66-PS
Semi-Circular	1200mm Diameter	MEET-12SC-MDP	MEET-12SC-PS
Circular	1000mm Diameter	MEET-10C-MDP	MEET-10C-PS
Circular	1200mm Diameter	MEET-12C-MDP	MEET-12C-PS
Arc	1490 x 600mm*	MEET-ARCV2-MDP	MEET-ARCV2-PS

2 Choose Your Table Height

HEIGHT	AGE RANGE
740mm	Office height

*2100mm when 4 together to make a circular shape.

3 Choose Your Laminate Top Colour

BH Beech	CY Canary Yellow	GS Grey Speckle	LI Lilac	OF Orange Flame	PU Purple	SB Soft Blue	SL Soft Lime	SLG Slate Grey	TG Tangy Green	WH White
----------	------------------	-----------------	----------	-----------------	-----------	--------------	--------------	----------------	----------------	----------

4 Choose Your Frame Colour

DP1	BK	MC	LG	WH	SV
Duraform Speckled Light Grey	Black	Metallic Charcoal	Light Grey	White **	Silver **

5 Choose Your Edge Style

PSCH	PSBL	PSGN	PSRD	PSGY	MDP
Duraform PU Charcoal	Duraform PU Blue	Duraform PU Green	Duraform PU Red	Duraform PU Light Grey	MDF Profile

**Silver and white frames are non-returnable.

Pen Pot Tables: Standard & Premium

Standard Pen Pot Table

5
YEAR

Non
Returnable
Item




Polished and
lacquered MDF
Bullnose edge

Solid 18mm MDF tops with
a high pressure laminate

25mm round
tubular legs

Supplied with matching
colour laminates and frames



Premium Pen Pot Table

10
YEAR

Non
Returnable
Item



Solid 18mm MDF tops with
a high pressure laminate

Chunky 45mm
round tubular
frame

Four circular holes drilled into the middle
of the table, supplied with pen pots



Important Ordering Information
When ordering please state: Table shape, height, code, size, quantity, colour of laminate, frame colour and edge style.



Delivery Times
Our standard delivery time is 4 weeks. During School summer holidays our turnaround times will extend.



Care & Maintenance
The frame and top connection should be checked every six months. The feet should be checked periodically and replaced as and when required. Clean periodically with a non-abrasive cleaner and a warm damp cloth.



Customise Your Order



1 Choose Your Table Shape

Standard Pen Pots

HEIGHT	AGE RANGE	SIZE	CODE
460mm	3-4 Years	1100mm Diameter	PPRTSS-11C-46
530mm	4-6 Years	1100mm Diameter	PPRTSS-11C-53
590mm	6-8 Years	1100mm Diameter	PPRTSS-11C-59

Premium Pen Pots

HEIGHT	AGE RANGE	SIZE	CODE
460mm	3-4 Years	1100mm Diameter	PPNURS-11C-46
530mm	4-6 Years	1100mm Diameter	PPNURS-11C-53
590mm	6-8 Years	1100mm Diameter	PPNURS-11C-59

2 Choose Your Laminate Top Colour



3 Choose Your Matching Frame Colour



4 Choose Your Edge Style



5 Pen Pot Colours (Supplied with one of each colour as standard)



Individual pen pot: 90 x 75mm (H x W).

Images shown are for illustrative purposes only.
Please note: matching table top colours and frame colours are similar in shade but not identical. Swatches can be provided for both upon request.

Orders are non-returnable.

Premium Nursery Tables

**BSEN
1729
COMPLIANT**

**10
YEAR**

Rectangular



Circular



Trapezoidal



Important Ordering Information

When ordering please state: Table shape, height, code, size, quantity, colour of laminate, frame colour and edge style.



Delivery Times

Our standard delivery time is 4 weeks. During School summer holidays our turnaround times will extend.



Care & Maintenance

The frame and top connection should be checked every six months. The feet should be checked periodically and replaced as and when required. Clean periodically with a non-abrasive cleaner and a warm damp cloth.



Customise Your Order



1 Choose Your Table Shape

SHAPE	SIZE (L x W)	HEIGHT	AGE RANGE	MDF EDGE CODE
Rectangular	1100 x 550mm	460mm	3-4 Years	NURS-115-46
Rectangular	1100 x 550mm	530mm	4-6 Years	NURS-115-53
Rectangular	1100 x 550mm	590mm	6-8 Years	NURS-115-59
Circular	1100mm Diameter	460mm	3-4 Years	NURS-11C-46
Circular	1100mm Diameter	530mm	4-6 Years	NURS-11C-53
Circular	1100mm Diameter	590mm	6-8 Years	NURS-11C-59
Trapezoidal	1100 x 550mm	460mm	3-4 Years	NURS-11LE-46
Trapezoidal	1100 x 550mm	530mm	4-6 Years	NURS-11LE-53
Trapezoidal	1100 x 550mm	590mm	6-8 Years	NURS-11LE-59

2 Choose Your Laminate Top Colour (Supplied With Matching Colour Frame):



2 Choose Your Laminate Top Colour (Supplied With Duraform Light Speckled Grey Frame):



Duraform Speckled Light Grey

3 Choose Your Edge Style



Standard MDF Bullnose

Premium Tilt Top Tables

Rectangular Table

5
YEAR



Designed and constructed to withstand the demands of the modern school and office




Supplied with a Silver frame finish as standard

Superb strength and stability

Circular Table

5
YEAR



Solid 18mm MDF tops with a high pressure laminate

Smooth no-slam action



Supplied with a Silver frame finish as standard



Supplied with locking castors



Important Ordering Information
When ordering please state: Table shape, height, code, size, quantity, colour of laminate, frame colour and edge style.



Delivery Times
Our standard delivery time is 4 weeks. During School summer holidays our turnaround times will extend.



Care & Maintenance
The frame and top connection should be checked every six months. The feet should be checked periodically and replaced as and when required. Clean periodically with a non-abrasive cleaner and a warm damp cloth.



Customise Your Order



1 Choose Your Table Shape

SHAPE	SIZE (L x W)	HEIGHT	DURAFORM EDGE CODE
Rectangular	1200 x 600mm	710mm	PRTILT-126-PS
Rectangular	1500 x 750mm	710mm	PRTILT-157-PS
Rectangular	1600 x 800mm	710mm	PRTILT-168-PS
Rectangular	1800 x 800mm	710mm	PRTILT-188-PS
Circular	1100mm Diameter	710mm	PRTILT-11C-PS
Circular	1200mm Diameter	710mm	PRTILT-12C-PS

Other sizes available on request.

2 Choose Your Laminate Top Colour



3 Choose Your Frame Colour



4 Choose Your Edge Style



Reliance Range Tables

BSEN 1729 COMPLIANT **5 YEAR**

Rectangular



Solid 18mm MDF tops with a high pressure laminate



Square



Trapezoidal




Robust 30mm Crushed Bent frame

Circular




Tray Runner Table*




Duraform PU Waterfall edge example



i **Important Ordering Information**
When ordering please state: Table shape, code, height, size, quantity, colour of laminate, frame colour and edge style.

 **Delivery Times**
Our standard delivery time is 4 weeks. During School summer holidays our turnaround times will extend.

 **Care & Maintenance**
The frame and top connection should be checked every six months. The feet should be checked periodically and replaced as and when required. Clean periodically with a non-abrasive cleaner and a warm damp cloth.



Customise Your Order



1 Choose Your Table Shape

SHAPE	SIZE (L X W)	DURAFORM EDGE CODE
Rectangular	1100 x 550mm**	RCB-115-RM
Rectangular	1200 x 600mm	RCB-126-RM
Square	600 x 600mm	RCB-66-RM
Trapezoidal	1100 x 550mm**	RCB-11LE-RM
Trapezoidal	1200 x 600mm	RCB-12LE-RM
Circular	1000mm Diameter	RCBNS-10C-RM
Tray Runner Table	1100 x 550mm**	RCBTR-115-RM
Tray Runner Table	1200 x 600mm	RCBTR-126-RM

2 Choose Your Table Height

HEIGHT	AGE RANGE
460mm	3-4 Years
530mm	4-6 Years
590mm	6-8 Years
640mm	8-11 Years
710mm	11-14 Years
760mm	14 +

3 Choose Your Laminate Top Colour



4 Choose Your Frame Colour



5 Choose Your Edge Style



*Trays are to be purchased separately. Get in touch for details.

**Not recommended for secondary school use.

***Silver frame available at an extra cost.

RT32 Tables

BSEN 1729 COMPLIANT **5 YEAR**

Rectangular



Choose from a Duraform PU or MDF Bullnose edge

Solid 18mm MDF tops with a high pressure laminate

Square



32mm round tubular frame

Trapezoidal



Circular



Semi-Circular

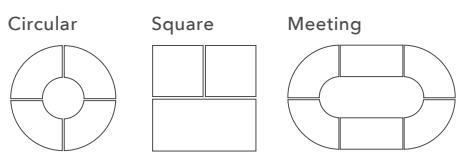


Important Ordering Information
 When ordering please state: Table shape, code, height, size, quantity, colour of laminate, frame colour, edge style and any accessory you require.

Delivery Times
 Our standard delivery time is 4 weeks. During School summer holidays our turnaround times will extend.

Care & Maintenance
 The frame and top connection should be checked every six months. The feet should be checked periodically and replaced as and when required. Clean periodically with a non-abrasive cleaner and a warm damp cloth.

Versatile range that can be easily configured into any layout



Arc**





Customise Your Order



1 Choose Your Table Shape

SHAPE	SIZE (L X W)	MDF EDGE CODE	DURAFORM EDGE CODE
Rectangular	1100 x 550mm*	RT32-115-MD	RT32-115-PS
Rectangular	1200 x 600mm	RT32-126-MD	RT32-126-PS
Rectangular	1500 x 750mm	RT32-157-MD	RT32-157-PS
Square	600 x 600mm	RT32-66-MD	RT32-66-PS
Square	750 x 750mm	RT32-77-MD	RT32-77-PS
Trapezoidal	1100 x 550mm*	RT32-111E-MD	RT32-111E-PS
Trapezoidal	1200 x 600mm	RT32-121E-MD	RT32-121E-PS
Circular	1100mm Diameter	RT32-11C-MD	RT32-11C-PS
Circular	1200mm Diameter	RT32-12C-MD	RT32-12C-PS
Semi-Circular	1100mm Diameter*	RT32-11SC-MD	RT32-11SC-PS
Semi-Circular	1200mm Diameter	RT32-12SC-MD	RT32-12SC-PS
Arc	1490 x 600mm**	RT32-ARCV2-MD	RT32-ARCV2-PS

2 Choose Your Table Height

HEIGHT	AGE RANGE
460mm	3-4 Years
530mm	4-6 Years
590mm	6-8 Years
640mm	8-11 Years
710mm	11-14 Years
760mm	14 +

*Not recommended for secondary school use.
**2100mm when 4 tables are together to make a circular shape.

3 Choose Your Laminate Top Colour



4 Choose Your Frame Colour



Duraform Speckled Light Grey
Black Metallic Charcoal Light Grey White *** Silver ***

***Silver and white frames are non-returnable.

5 Choose Your Edge Style



Duraform PU Charcoal Duraform PU Blue Duraform PU Green Duraform PU Red Duraform PU Light Grey Standard MDF Bullnose

6 Choose Your Accessory (Optional Extra)



Tray Runners When selected we recommend you increase your choice of desk height by 50mm for extra leg room. Only available on tables of minimum length 1100mm - **RT32-TR**



Table Trolley Carries 6 tables at a time - **TABLETRFB**



Upright Table Trolley Tilt, lift and move table trolley for easy transportation of up to 6 tables at a time - **TABLETRSB**

RT45 Tables

5
YEAR

Arc*



Square



Semi-Circular



Circular



Rectangular

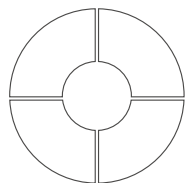


Solid 18mm MDF tops with a high pressure laminate



45mm round chunky tubular frame

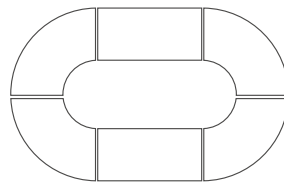
Circular



Square



Meeting



Versatile range that can be easily configured into any layout



Important Ordering Information

When ordering please state: Table shape, height, code, size, quantity, colour of laminate, frame colour and edge style.



Delivery Times

Our standard delivery time is 4 weeks. During School summer holidays our turnaround times will extend.



Care & Maintenance

The frame and top connection should be checked every six months. The feet should be checked periodically and replaced as and when required. Clean periodically with a non-abrasive cleaner and a warm damp cloth.



Customise Your Order



1 Choose Your Table Shape

SHAPE	SIZE (L X W)	MDF EDGE CODE	DURAFORM EDGE CODE
Arc	1490 x 600mm*	RT45-ARCV2-MD	RT45-ARCV2-PS
Square	600 x 600mm	RT45-66-MD	RT45-66-PS
Circular	1000mm Diameter	RT45-10C-MD	RT45-10C-PS
Circular	1200mm Diameter	RT45-12C-MD	RT45-12C-PS
Semi-Circular	1200mm Diameter	RT45-12SC-MD	RT45-12SC-PS
Rectangular	1200 x 600mm	RT45-126-MD	RT45-126-PS

*2100mm when 4 together to make a circular shape.

2 Choose Your Table Height

HEIGHT	AGE RANGE
460mm	3-4 Years
530mm	4-6 Years
590mm	6-8 Years
640mm	8-11 Years
710mm	11-14 Years
760mm	14 +

3 Choose Your Laminate Top Colour

BH Beech	CY Canary Yellow	GS Grey Speckle	LI Lilac	OF Orange Flame	PU Purple	SB Soft Blue	SL Soft Lime	SLG Slate Grey	TG Tangy Green	WH White
-----------------	-------------------------	------------------------	-----------------	------------------------	------------------	---------------------	---------------------	-----------------------	-----------------------	-----------------

4 Choose Your Frame Colour

DP1	BK	MC	LG	WH	SV
Duraform Speckled Light Grey	Black	Metallic Charcoal	Light Grey	White *	Silver *

*Silver and white frames are non-returnable.

5 Choose Your Edge Style

PSCH	PSBL	PSGN	PSRD	PSGY	MD
Duraform PU Charcoal	Duraform PU Blue	Duraform PU Green	Duraform PU Red	Duraform PU Light Grey	Standard MDF Bullnose

Shaped Table: Connect

5
YEAR



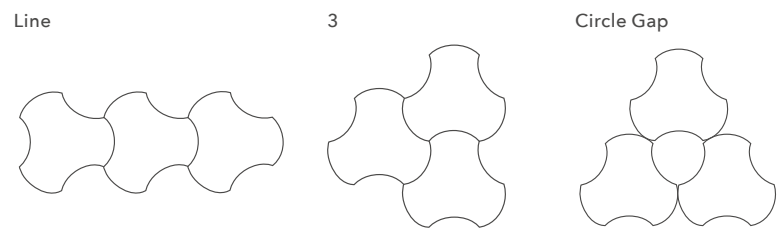
Designed to seat 1 but can seat 3 when a full working space is not essential

Sturdy 32mm Fully Welded frame

Can be spirally stacked for ease of storage



Flexible and dynamic modular tables with endless tessellation possibilities





Customise Your Order



1 Choose Your Table

SIZE (L X W)	CODE
940 x 890mm	CON-M-PS

2 Choose Your Table Height

HEIGHT	AGE RANGE
460mm	3-4 Years
530mm	4-6 Years
590mm	6-8 Years
640mm	8-11 Years
710mm	11-14 Years
760mm	14 +

3 Choose Your Laminate Top Colour

BH Beech	CY Canary Yellow	GS Grey Speckle	LI Lilac	OF Orange Flame	PU Purple	SB Soft Blue	SL Soft Lime	SLG Slate Grey	TG Tangy Green	WH White
-----------------	-------------------------	------------------------	-----------------	------------------------	------------------	---------------------	---------------------	-----------------------	-----------------------	-----------------

4 Choose Your Frame Colour

DP1	BK	MC	LG	WH	SV
Duraform Speckled Light Grey	Black	Metallic Charcoal	Light Grey	White *	Silver *

5 Choose Your Edge Style

PSCH	PSBL	PSGN	PSRD	PSGY
Duraform PU Charcoal	Duraform PU Blue	Duraform PU Green	Duraform PU Red	Duraform PU Light Grey

*Silver and white frames are non-returnable.



Important Ordering Information

When ordering please state: Table shape, code, height, quantity, colour of laminate, frame colour and edge style.



Delivery Times

Our standard delivery time is 4 weeks. During School summer holidays our turnaround times will extend.



Care & Maintenance

The frame and top connection should be checked every six months. The feet should be checked periodically and replaced as and when required. Clean periodically with a non-abrasive cleaner and a warm damp cloth.

Shaped Table: Segga

5
YEAR

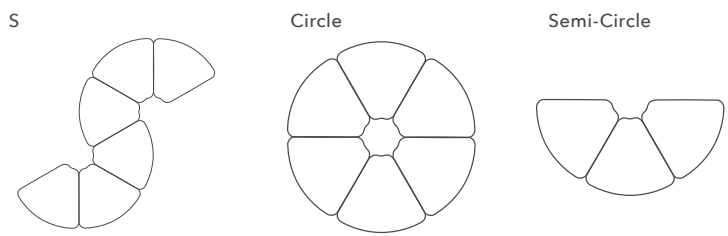


Ultimate flexibility

Can be spirally stacked for ease of storage



Flexible and dynamic modular tables with endless tessellation possibilities





Customise Your Order



1 Choose Your Table

SIZE (L X W)	CODE
755 x 660mm*	SEG-S-PS

*6 tables together create a circular shape of 1635mm diameter.

2 Choose Your Table Height

HEIGHT	AGE RANGE
460mm	3-4 Years
530mm	4-6 Years
590mm	6-8 Years
640mm	8-11 Years
710mm	11-14 Years
760mm	14 +

3 Choose Your Laminate Top Colour

BH Beech	CY Canary Yellow	GS Grey Speckle	LI Lilac	OF Orange Flame	PU Purple	SB Soft Blue	SL Soft Lime	SLG Slate Grey	TG Tangy Green	WH White
-----------------	-------------------------	------------------------	-----------------	------------------------	------------------	---------------------	---------------------	-----------------------	-----------------------	-----------------

4 Choose Your Frame Colour

DP1	BK	MC	LG	WH	SV
Duraform Speckled Light Grey	Black	Metallic Charcoal	Light Grey	White **	Silver **

5 Choose Your Edge Style

PSCH	PSBL	PSGN	PSRD	PSGY
Duraform PU Charcoal	Duraform PU Blue	Duraform PU Green	Duraform PU Red	Duraform PU Light Grey

**Silver and white frames are non-returnable.



Important Ordering Information

When ordering please state: Table shape, code, height, quantity, colour of laminate, frame colour and edge style.



Delivery Times

Our standard delivery time is 4 weeks. During School summer holidays our turnaround times will extend.



Care & Maintenance

The frame and top connection should be checked every six months. The feet should be checked periodically and replaced as and when required. Clean periodically with a non-abrasive cleaner and a warm damp cloth.

Standard Nursery Tables

**BSEN
1729
COMPLIANT**

**5
YEAR**

Rectangular



Circular



Trapezoidal



Important Ordering Information

When ordering please state: Table shape, height, code, size, quantity, colour of laminate, frame colour and edge style.



Delivery Times

Our standard delivery time is 4 weeks. During School summer holidays our turnaround times will extend.



Care & Maintenance

The frame and top connection should be checked every six months. The feet should be checked periodically and replaced as and when required. Clean periodically with a non-abrasive cleaner and a warm damp cloth.



Customise Your Order



1 Choose Your Table Shape

SHAPE	SIZE (L x W)	HEIGHT	AGE RANGE	MDF EDGE CODE
Rectangular	1100 x 550mm	460mm	3-4 Years	RTSS-115-46
Rectangular	1100 x 550mm	530mm	4-6 Years	RTSS-115-53
Rectangular	1100 x 550mm	590mm	6-8 Years	RTSS-115-59
Circular	1100mm Diameter	460mm	3-4 Years	RTSS-11C-46
Circular	1100mm Diameter	530mm	4-6 Years	RTSS-11C-53
Circular	1100mm Diameter	590mm	6-8 Years	RTSS-11C-59
Trapezoidal	1100 x 550mm	460mm	3-4 Years	RTSS-11LE-46
Trapezoidal	1100 x 550mm	530mm	4-6 Years	RTSS-11LE-53
Trapezoidal	1100 x 550mm	590mm	6-8 Years	RTSS-11LE-59

2 Choose Your Laminate Top Colour (Supplied With Matching Colour Frame):



2 Choose Your Laminate Top Colour (Supplied With A Duraform Light Speckled Grey Frame):



Duraform Speckled Light Grey

3 Choose Your Edge Style



Standard MDF Bullnose

Teachers Desks: Crushed Bent & Fully Welded

Crushed Bent Desk

5
YEAR



Fully Welded Desk

5
YEAR



Important Ordering Information
When ordering please state: Desk shape, height, code, size, quantity, colour of laminate, frame colour and edge style.



Delivery Times
Our standard delivery time is 4 weeks. During School summer holidays our turnaround times will extend.



Care & Maintenance
The frame and top connection should be checked every six months. The feet should be checked periodically and replaced as and when required. Clean periodically with a non-abrasive cleaner and a warm damp cloth.



Customise Your Order



1 Choose Your Desk Shape

SHAPE	DRAWERS	SIZE (L x W)	MDF EDGE CODE	DURAFORM EDGE CODE
Crushed Bent	2	1200 x 600mm	CBTD2-126-MD	CBTD2-126-PS
Crushed Bent	3	1200 x 600mm	CBTD3-126-MD	CBTD3-126-PS
Fully Welded	2	1200 x 600mm	SQTD2-126-MD	SQTD2-126-PS
Fully Welded	3	1200 x 600mm	SQTD3-126-MD	SQTD3-126-PS

2 Choose Your Table Height

HEIGHT
710mm
720mm
760mm

3 Choose Your Laminate Top Colour

BH Beech	CY Canary Yellow	GS Grey Speckle	LI Lilac	OF Orange Flame	PU Purple	SB Soft Blue	SL Soft Lime	SLG Slate Grey	TG Tangy Green	WH White
-----------------	-------------------------	------------------------	-----------------	------------------------	------------------	---------------------	---------------------	-----------------------	-----------------------	-----------------

4 Choose Your Frame Colour

DP1	BK	MC	LG	WH	SV
Duraform Speckled Light Grey	Black	Metallic Charcoal	Light Grey	White *	Silver *

5 Choose Your Edge Style

PSCH	PSBL	PSGN	PSRD	PSGY	MD
Duraform PU Charcoal	Duraform PU Blue	Duraform PU Green	Duraform PU Red	Duraform PU Light Grey	Standard MDF Bullnose

*Silver and white frames are non-returnable.
Supplied with two sets of keys per table ordered.

Whiteboard Top Tables

5
YEAR

Segga Table



Wipe clean
free surface

Fully Welded Rectangular



Hard wearing
18mm high gloss
white top

Fully Welded Square



High scratch
resistant

Fully Welded Circular



Duraform
PU edge

Promotes a paperless
environment


Non
Returnable
Item



White board tops available on all table ranges



Whiteboard
Table Tops



Customise Your Order



1 Choose Your Table Shape

SHAPE	SIZE (L x W)	CODE
Segga	755 x 660mm	SEG-S-WHWB-PS
Fully Welded Rectangular	1100 x 550mm	SQSS-115-WHWB-PS
Fully Welded Rectangular	1200 x 600mm	SQSS-126-WHWB-PS
Fully Welded Square	600 x 600mm	SQSS-66-WHWB-PS
Fully Welded Circular	1000mm Diameter	SQSS-10C-WHWB-PS
Fully Welded Circular	1100mm Diameter	SQSS-11C-WHWB-PS
Fully Welded Circular	1200mm Diameter	SQSS-12C-WHWB-PS

2 Choose Your Table Height

HEIGHT	AGE RANGE
460mm	3-4 Years
530mm	4-6 Years
590mm	6-8 Years
640mm	8-11 Years
710mm	11-14 Years
760mm	14 +

3 Choose Your Frame Colour

DP1	BK	MC	LG	WH	SV
Duraform Speckled Light Grey	Black	Metallic Charcoal	Light Grey	White	Silver

4 Choose Your Edge Style

PSCH	PSBL	PSGN	PSRD	PSGY
Duraform PU Charcoal	Duraform PU Blue	Duraform PU Green	Duraform PU Red	Duraform PU Light Grey

Always use whiteboard approved pens and clean using whiteboard approved solution.

Orders are non-returnable.



Important Ordering Information

When ordering please state: Table shape, height, code, size, quantity, frame colour and edge style.



Delivery Times

Our standard delivery time is 4 weeks. During School summer holidays our turnaround times will extend.



Care & Maintenance

The frame and top connection should be checked every six months. The feet should be checked periodically and replaced as and when required. Clean periodically with a non-abrasive cleaner and a warm damp cloth.



Contents

Dining



- 104 Four Seater Bench
- 106 Four Seater Canteen Table & NP Chairs
- 108 Four Seater Cantilever Table & NP Chairs
- 110 Gala Dining
- 112 Standard Dining Tables & Benches
- 114 Tilt Top Dining Tables
- 116 Two Seater Canteen Table & NP Chairs

Four Seater Bench

2
YEAR



Ideal for use in canteen food service areas

Double entry use

Quality and value for money

Delivered fully assembled



Non
Returnable
Item



Customise Your Order



1 Choose Your Dining Table

OVERALL SIZE (L x W)	TABLE SIZE (L X W)	CODE
1200 x 1240mm	1200 x 600mm	CAN-WOODMID

2 Choose Your Laminate Top Colour

AI Ailsa	BH Beech	BL Blue	GN Green	LG Light Grey	MA Maple	OK Oak	RD Red	SLG Slate Grey	WH White	YE Yellow
----------	----------	----------------	----------	---------------	----------	--------	--------	----------------	----------	-----------

3 Choose Your Frame Colour

DP1	BK	MC	LG	WH	SV
Duraform Speckled Light Grey	Black	Metallic Charcoal	Light Grey	White	Silver

4 Choose Your Edge Style

PSCH	PSBL	PSGN	PSRD	PSGY	MD
Duraform PU Charcoal	Duraform PU Blue	Duraform PU Green	Duraform PU Red	Duraform PU Light Grey	Standard MDF Bullnose

Please Note: Legs need to be bolted to the floor using the two fixing plates supplied before use.

Orders are non-returnable.



Important Ordering Information

When ordering please state: Product, code, size, quantity, colour of laminate, frame colour and edge style.



Delivery Times

Our standard delivery time is 4 weeks. During School summer holidays our turnaround times will extend.



Care & Maintenance

The frame and top connection should be checked every six months. The feet should be checked periodically and replaced as and when required. Clean periodically with a non-abrasive cleaner and a warm damp cloth.

Four Seater Canteen Table & NP Chairs

2
YEAR



- Ideal for use in canteen food service areas
- Double or single entry
- Quality and value for money
- Delivered fully assembled



Non Returnable Item



Customise Your Order



1 Choose Your Dining Table

OVERALL SIZE (L x W)	TABLE SIZE (L X W)	CODE
1200 x 1492mm	1200 x 600mm	CAN-4SEATERMID

2 Choose Your Shell Colour

BL Blue	CH Charcoal	GN Green	LI Lilac	OR Orange	PU Purple	RD Red	SB Soft Blue	TG Tangy Green	YE Yellow
---------	-------------	----------	----------	-----------	-----------	--------	--------------	----------------	-----------

3 Choose Your Laminate Top Colour

AI Ailsa	BH Beech	BL Blue	GN Green	LG Light Grey	MA Maple	OK Oak	RD Red	SLG Slate Grey	WH White	YE Yellow
----------	----------	---------	----------	---------------	----------	--------	--------	----------------	----------	-----------

4 Choose Your Frame Colour

DP1	BK	MC	LG	WH	SV
Duraform Speckled Light Grey	Black	Metallic Charcoal	Light Grey	White	Silver

5 Choose Your Edge Style

PSCH	PSBL	PSGN	PSRD	PSGY	MD
Duraform PU Charcoal	Duraform PU Blue	Duraform PU Green	Duraform PU Red	Duraform PU Light Grey	Standard MDF Bullnose

Please Note: Legs need to be bolted to the floor using the two fixing plates supplied before use.

Orders are non-returnable.



Important Ordering Information

When ordering please state: Product, code, size, quantity, shell colour, laminate colour, frame colour and edge style.



Delivery Times

Our standard delivery time is 4 weeks. During School summer holidays our turnaround times will extend.



Care & Maintenance

The frame and top connection should be checked every six months. The feet should be checked periodically and replaced as and when required. Clean periodically with a non-abrasive cleaner and a warm damp cloth.

Four Seater Cantilever Table & NP Chairs

2
YEAR



Ideal for use in canteen food service areas
 Single entry only
 Quality and value for money
 Delivered fully assembled

Non
 Returnable
 Item



Customise Your Order



1 Choose Your Dining Table

OVERALL SIZE (L x W)	TABLE SIZE (L X W)	CODE
1200 x 1492mm	1200 x 600mm	CAN-4SEATEREND

2 Choose Your Shell Colour

BL Blue	CH Charcoal	GN Green	LI Lilac	OR Orange	PU Purple	RD Red	SB Soft Blue	TG Tangy Green	YE Yellow
---------	-------------	----------	----------	-----------	-----------	--------	--------------	----------------	-----------

3 Choose Your Laminate Top Colour

AI Ailsa	BH Beech	BL Blue	GN Green	LG Light Grey	MA Maple	OK Oak	RD Red	SLG Slate Grey	WH White	YE Yellow
----------	----------	---------	----------	---------------	----------	--------	--------	----------------	----------	-----------

4 Choose Your Frame Colour

DP1	BK	MC	LG	WH	SV
Duraform Speckled Light Grey	Black	Metallic Charcoal	Light Grey	White	Silver

5 Choose Your Edge Style

PSCH	PSBL	PSGN	PSRD	PSGY	MD
Duraform PU Charcoal	Duraform PU Blue	Duraform PU Green	Duraform PU Red	Duraform PU Light Grey	Standard MDF Bullnose

Please Note: Legs need to be bolted to the floor using the two fixing plates supplied before use.

Orders are non-returnable.



Important Ordering Information

When ordering please state: Product, code, size, quantity, shell colour, laminate colour, frame colour and edge style.



Delivery Times

Our standard delivery time is 4 weeks. During School summer holidays our turnaround times will extend.



Care & Maintenance

The frame and top connection should be checked every six months. The feet should be checked periodically and replaced as and when required. Clean periodically with a non-abrasive cleaner and a warm damp cloth.

Gala Dining

5
YEAR

Solid 18mm MDF tops with a high pressure laminate



One set includes one table and two benches

Chunky 30mm Crushed Bent frame

Fantastic classroom solution to fit 18 pupils (3 tables and 6 benches)

Available in sizes to suit infant and junior schools

Encourages communal dining



Three tables and six benches neatly stack away when not in use

Stackable up to 3 high

Non Returnable Item



Customise Your Order



1 Choose Your Dining Table

SET	QUANTITY	TABLE SIZE (L X W X H)	BENCH SIZE (L X W X H)	CODE
Infant	1x Table and 2x Benches	1600 x 750 x 530mm	1400 x 300 x 310mm	GALA-SET-I-LAM-VINYL
Junior	1x Table and 2x Benches	1600 x 750 x 640mm	1400 x 300 x 380mm	GALA-SET-J-LAM-VINYL

2 Choose Your Table Laminate Top Colour



3 Choose Your Bench Vinyl Colour



4 Choose Your Frame Colour



5 Choose Your Edge Style



Orders are non-returnable.



Important Ordering Information

When ordering please state: Product, age group, quantity, table size, bench size, code, colour of table laminate, vinyl, frame colour and edge style.



Delivery Times

Our standard delivery time is 4 weeks. During School summer holidays our turnaround times will extend.



Care & Maintenance

The frame and top connection should be checked every six months. The feet should be checked periodically and replaced as and when required. Clean periodically with a non-abrasive cleaner and a warm damp cloth.

Standard Dining Table & Benches

5
YEAR



Supplied with a white laminate

25mm MDF table top with a BURO white edge

Chunky 40 x 40mm box frame

Vibrant choice of frame colours available

One set includes one table and two benches

Non Returnable Item

Benches store underneath the table for a tidy environment





Customise Your Order



1 Choose Your Dining Table

TABLE SIZE (L X W X H)	BENCH SIZE (L X W X H)	QUANTITY	CODE
1600 x 800 x 760mm	1400 x 400 x 450mm	1x Table and 2x Benches	STDINING-168-B
1800 x 800 x 760mm	1600 x 400 x 450mm	1x Table and 2x Benches	STDINING-188-B
2000 x 800 x 760mm	1800 x 400 x 450mm	1x Table and 2x Benches	STDINING-208-B
2200 x 800 x 760mm	2000 x 400 x 450mm	1x Table and 2x Benches	STDINING-228-B

2 Choose Your Frame Colour

PO Pastel Orange	PV Pastel Violet	SB Soft Blue	SL Soft Lime	TG Tangy Green	TM Telemagenta	TQ Turquoise
----------------------------	----------------------------	------------------------	------------------------	--------------------------	--------------------------	------------------------

3 Choose Your Laminate

WH White

4 Choose Your BURO Edge Colour



White

Orders are non-returnable.



Important Ordering Information

When ordering please state: Table size, Bench size, code, quantity, colour of laminate, edge colour and frame colour.



Delivery Times

Our standard delivery time is 4 weeks. During School summer holidays our turnaround times will extend.



Care & Maintenance


The frame and top connection should be checked every six months. The feet should be checked periodically and replaced as and when required. Clean periodically with a non-abrasive cleaner and a warm damp cloth.

Tilt Top Dining Tables

BSEN
1729
COMPLIANT

5
YEAR

Circular



Solid 18mm MDF tops with a high pressure laminate

Oval



Perfect for regular use in dining rooms

Equal Octagonal




Easy to open and close then wheel away and store



Irregular Octagonal



Supplied with locking castors



Rectangular



30 x 30mm frame



40 x 40mm frame





Customise Your Order



1 Choose Your Dining Table

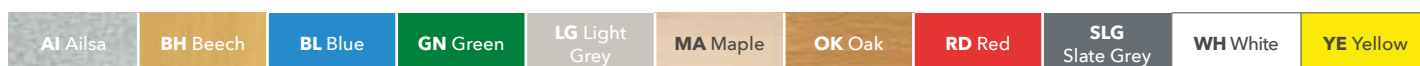
SHAPE	SIZE (L x W)	MDF EDGE CODE	DURAFORM EDGE CODE
Circular	1200mm Diameter	TILT-CIRC-MD	TILT-CIRC-PS
Oval	1610 x 900mm	TILT-OV-MD	TILT-OV-PS
Equal Octagonal	1200 x 1200mm	TILT-EQOCT-MD	TILT-EQOCT-PS
Irregular Octagonal	1380 x 1000mm	TILT-OCT-MD	TILT-OCT-PS
Rectangular	1200 x 900mm	TILT-129-MD	TILT-129-PS
Rectangular	1500 x 900mm	TILT-159-MD	TILT-159-PS

2 Choose Your Table Height

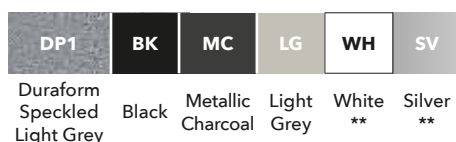
HEIGHT	AGE RANGE
590mm*	6-8 Years
640mm	8-11 Years
710mm	11-14 Years
760mm	14 +

*Not available on Circular Table option.

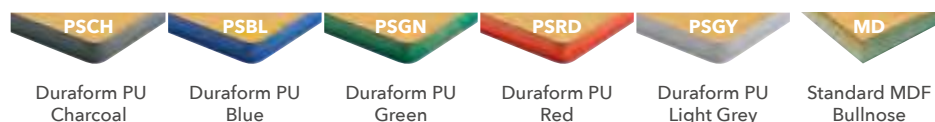
3 Choose Your Laminate Top Colour



4 Choose Your Frame Colour



5 Choose Your Edge Style



**Silver and white frames are non-returnable.



Important Ordering Information

When ordering please state: Table shape, height, code, size, quantity, colour of laminate, frame colour and edge style.



Delivery Times

Our standard delivery time is 4 weeks. During School summer holidays our turnaround times will extend.



Care & Maintenance

The frame and top connection should be checked every six months. The feet should be checked periodically and replaced as and when required. Clean periodically with a non-abrasive cleaner and a warm damp cloth.

Two Seater Canteen Table & NP Chairs

2
YEAR



Ideal for use in canteen food service areas

Single entry available

Quality and value for money

Delivered fully assembled

Non
Returnable
Item



Customise Your Order



1 Choose Your Dining Table

OVERALL SIZE (L x W)	TABLE SIZE (L x W)	CODE
1492 x 600mm	600 x 600mm	CAN-2SEATER

2 Choose Your Shell Colour

BL Blue	CH Charcoal	GN Green	LI Lilac	OR Orange	PU Purple	RD Red	SB Soft Blue	TG Tangy Green	YE Yellow
---------	-------------	----------	----------	-----------	-----------	--------	--------------	----------------	-----------

3 Choose Your Laminate Top Colour

AI Ailsa	BH Beech	BL Blue	GN Green	LG Light Grey	MA Maple	OK Oak	RD Red	SLG Slate Grey	WH White	YE Yellow
----------	----------	---------	----------	---------------	----------	--------	--------	----------------	----------	-----------

4 Choose Your Frame Colour

DP1	BK	MC	LG	WH	SV
Duraform Speckled Light Grey	Black	Metallic Charcoal	Light Grey	White *	Silver *

5 Choose Your Edge Style

PSCH	PSBL	PSGN	PSRD	PSGY	MD
Duraform PU Charcoal	Duraform PU Blue	Duraform PU Green	Duraform PU Red	Duraform PU Light Grey	Standard MDF Bullnose

*Silver and white frames are non-returnable.

Please Note: Legs need to be bolted to the floor using the two fixing plates supplied before use.

Orders are non-returnable.



Important Ordering Information

When ordering please state: Product, code, size, quantity, shell colour, laminate colour, frame colour and edge style.



Delivery Times

Our standard delivery time is 4 weeks. During School summer holidays our turnaround times will extend.



Care & Maintenance

The frame and top connection should be checked every six months. The feet should be checked periodically and replaced as and when required. Clean periodically with a non-abrasive cleaner and a warm damp cloth.



Contents

Office



120	Antique Meeting Room Tables
122	Contemporary Dining Tables & Benches
124	Communal Space Tables
126	Folding Tables
128	Fully Welded Tables: BURO Edge
130	Meeting Room Tables
132	Puffin Chairs
134	RT32 White Tables
136	Summit Chairs
138	Swivel Chairs: Chair 2000 & NP
140	Accessories

Antique Meeting Room Tables

BSEN 1729 COMPLIANT

10 YEAR

Rectangular



45mm round tube frame

Square



Solid 25mm MDF tops with a hard wearing laminate and a matching coloured 2mm BURRO edge

Contemporary meeting room range of tables

Circular




Arc*



Non Returnable Item

MDF Profile edge / Black Copper Antique frame



BURRO edge / Black Antique frame



Important Ordering Information

When ordering please state: Table shape, code, size, quantity, colour of laminate, frame colour and edge style.



Delivery Times

Our standard delivery time is 4 weeks. During School summer holidays our turnaround times will extend.



Care & Maintenance

The frame and top connection should be checked every six months. The feet should be checked periodically and replaced as and when required. Clean periodically with a non-abrasive cleaner and a warm damp cloth.



Customise Your Order



1 Choose Your Table Shape

SHAPE	SIZE (L X W)	CODE
Rectangular	1200 x 600mm	MEET-126
Square	600 x 600mm	MEET-66
Semi-Circular	1200mm Diameter	MEET-12SC
Circular	1000mm Diameter	MEET-10C
Circular	1200mm Diameter	MEET-12C
Arc	1490 x 600mm*	MEET-ARCV2

2 Choose Your Table Height

HEIGHT	AGE RANGE
740mm	Office height

*2100mm when 4 together to make a circular shape.

3 Choose Your Laminate Top Colour

BH Beech	LG Light Grey	MA Maple	WH White
----------	---------------	----------	----------

4 Choose Your Edge Style

BHB Beech	LGB Light Grey	MAB Maple	WHB White	MDP MDF Profile
-----------	----------------	-----------	-----------	-----------------

5 Choose Your Frame Colour

BCA Black Copper Antique	BA Black Antique
--------------------------	------------------

Rectangular and Square Meeting Table are only available with BURO edges.
Orders are non-returnable.

Contemporary Dining Tables & Benches

5
YEAR



Supplied with a variety of laminate colours

25mm MDF table top with a BURO edge

One set includes one table and two benches

Choose from two different chunky 40mm frames



Black Copper Antique frame

Black Antique frame

Non Returnable Item

Benches store underneath the table for a tidy environment





Customise Your Order



1 Choose Your Table

TABLE SIZE (L X W X H)	BENCH SIZE (L X W X H)	QUANTITY	CODE
1600 x 800 x 760mm	1400 x 400 x 450mm	1x Table & 2 x Benches	STDINING-168-B
1800 x 800 x 760mm	1600 x 400 x 450mm	1x Table & 2 x Benches	STDINING-188-B
2000 x 800 x 760mm	1800 x 400 x 450mm	1x Table & 2 x Benches	STDINING-208-B
2200 x 800 x 760mm	2000 x 400 x 450mm	1x Table & 2 x Benches	STDINING-228-B

2 Choose Your Laminate Top Colour

BH Beech	MA Maple	WH White
-----------------	-----------------	-----------------

3 Choose Your BURO Edge Colour

BHB Beech	MAB Maple	WHB White
------------------	------------------	------------------

4 Choose Your Frame Colour

BCA Black Copper Antique	BA Black Antique
---------------------------------	-------------------------

Orders are non-returnable.



Important Ordering Information

When ordering please state: Table size, Bench size, code, quantity, colour of laminate, edge colour and frame colour.



Delivery Times

Our standard delivery time is 4 weeks. During School summer holidays our turnaround times will extend.



Care & Maintenance

The frame and top connection should be checked every six months. The feet should be checked periodically and replaced as and when required. Clean periodically with a non-abrasive cleaner and a warm damp cloth.

Communal Space Tables

5
YEAR

Rectangular



Perfect for communal areas
and breakout zones

Square



Premium 32mm round
tube legs

Solid 18mm MDF tops with
a high pressure laminate

Circular



Connect



Important Ordering Information

When ordering please state: Table shape, code, size, quantity, colour of laminate, frame colour and edge style.



Delivery Times

Our standard delivery time is 4 weeks. During School summer holidays our turnaround times will extend.



Care & Maintenance

The frame and top connection should be checked every six months. The feet should be checked periodically and replaced as and when required. Clean periodically with a non-abrasive cleaner and a warm damp cloth.



Customise Your Order



1 Choose Your Table Shape

SHAPE	TABLE SIZE (L X W)	TABLE HEIGHT (H)	DURAFORM EDGE CODE
Rectangular	1200 x 600mm	380mm	RT32-126-38-PS
Square	600 x 600mm	380mm	RT32-66-38-PS
Circular	600mm Diameter	380mm	RT32-6C-38-PS
Connect	940 x 890mm	380mm	CON-M-38-PS

2 Choose Your Laminate Top Colour

BH Beech	CY Canary Yellow	GS Grey Speckle	LI Lilac	OF Orange Flame	PU Purple	SB Soft Blue	SL Soft Lime	SLG Slate Grey	TG Tangy Green	WH White
-----------------	-------------------------	------------------------	-----------------	------------------------	------------------	---------------------	---------------------	-----------------------	-----------------------	-----------------

3 Choose Your Frame Colour

DP1	BK	MC	LG	WH	SV
Duraform Speckled Light Grey	Black	Metallic Charcoal	Light Grey	White *	Silver *

4 Choose Your Edge Style

PSCH	PSBL	PSGN	PSRD	PSGY
Duraform PU Charcoal	Duraform PU Blue	Duraform PU Green	Duraform PU Red	Duraform PU Light Grey

*Silver and white frames are non-returnable.

Low coffee tables that work perfectly with our Puffin Chairs – see page 132



Folding Tables

5
YEAR



Solid 25mm MDF top as standard and a 2mm BURU edge

Ideal for use in meeting rooms, schools, dining rooms or exhibitions

Supplied with a silver frame

Adjustable feet and plastic stacking blocks



Fully stackable for easy storage



BURU edge example

Non Returnable Item



Customise Your Order



1 Choose Your Table

HEIGHT	SIZE (L X W)
720mm	1400 x 800mm
720mm	1600 x 800mm
720mm	1800 x 800mm

2 Choose Your Laminate Top Colour



3 Choose Your Frame Colour



Silver

4 Choose Your BURO Edge Colour



Orders are non-returnable.



Important Ordering Information

When ordering please state: Table shape, code, size, quantity, colour of laminate, frame colour and edge colour.



Delivery Times

Our standard delivery time is 4 weeks. During School summer holidays our turnaround times will extend.



Care & Maintenance

The frame and top connection should be checked every six months. The feet should be checked periodically and replaced as and when required. Clean periodically with a non-abrasive cleaner and a warm damp cloth.

Fully Welded Tables: BURO Edge

5
YEAR

Rectangular



Solid 18mm MDF tops with a high pressure laminate and a matching coloured 2mm BURO edge



Sturdy 25mm square tube frame



BURO edge example

Square



Trapezoidal



Important Ordering Information

When ordering please state: Table shape, code, size, quantity, colour of laminate, frame colour and edge colour.



Delivery Times

Our standard delivery time is 4 weeks. During School summer holidays our turnaround times will extend.



Care & Maintenance

The frame and top connection should be checked every six months. The feet should be checked periodically and replaced as and when required. Clean periodically with a non-abrasive cleaner and a warm damp cloth.



Customise Your Order



1 Choose Your Table Shape

SHAPE	SIZE (L X W)	CODE
Rectangular	1100 x 550mm*	SQSS-115-B
Rectangular	1200 x 600mm	SQSS-126-B
Square	600 x 600mm	SQSS-66-B
Trapezoidal	1100 x 550mm*	SQSS-11LE-B
Trapezoidal	1200 x 600mm	SQSS-12LE-B

*Not recommended for secondary school use.

2 Choose Your Table Height

HEIGHT	AGE RANGE
710mm	11-14 Years
760mm	14 +

3 Choose Your Laminate Top Colour

BH Beech	LG Light Grey	MA Maple	WH White
----------	---------------	----------	----------

4 Choose Your Frame Colour

DP1	BK	MC	LG	WH	SV
Duraform Speckled Light Grey	Black	Metallic Charcoal	Light Grey	White **	Silver **

5 Choose Your BURO Edge Colour

BHB Beech	LGB Light Grey	MAB Maple	WHB White
-----------	----------------	-----------	-----------

**Silver and white frames are non-returnable.

Meeting Room Tables

BSEN
1729
COMPLIANT

10
YEAR

Rectangular



Choose from a
Duraform PU or
MDF Profile edge

Premium finish
with 25mm tops

Square



Stylish 45mm round frame tables
with tamper proof fixings

Semi-Circular



Circular

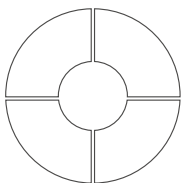


Arc*



Stylish 45mm round frame tables
with tamper proof fixings

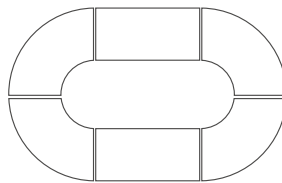
Circular



Square



Meeting



Flexible and dynamic
modular tables with endless
tessellation possibilities



Important Ordering Information

When ordering please state: Table shape, code, size, quantity, height, colour of laminate, frame colour and edge style.



Delivery Times

Our standard delivery time is 4 weeks. During School summer holidays our turnaround times will extend.



Care & Maintenance

The frame and top connection should be checked every six months. The feet should be checked periodically and replaced as and when required. Clean periodically with a non-abrasive cleaner and a warm damp cloth.



Customise Your Order



1 Choose Your Table Shape

SHAPE	SIZE (L X W)	MDF EDGE CODE	DURAFORM EDGE CODE
Rectangular	1200 x 600mm	MEET-126-MDP	MEET-126-PS
Square	600 x 600mm	MEET-66-MDP	MEET-66-PS
Semi-Circular	1200mm Diameter	MEET-12SC-MDP	MEET-12SC-PS
Circular	1000mm Diameter	MEET-10C-MDP	MEET-10C-PS
Circular	1200mm Diameter	MEET-12C-MDP	MEET-12C-PS
Arc	1490 x 600mm*	MEET-ARCV2-MDP	MEET-ARCV2-PS

2 Choose Your Table Height

HEIGHT	AGE RANGE
740mm	Office height

*2100mm when 4 together to make a circular shape.

3 Choose Your Laminate Top Colour

BH Beech	CY Canary Yellow	GS Grey Speckle	LI Lilac	OF Orange Flame	PU Purple	SB Soft Blue	SL Soft Lime	SLG Slate Grey	TG Tangy Green	WH White
----------	------------------	-----------------	----------	-----------------	-----------	--------------	--------------	----------------	----------------	----------

4 Choose Your Frame Colour

DP1	BK	MC	LG	WH	SV
Duraform Speckled Light Grey	Black	Metallic Charcoal	Light Grey	White **	Silver **


5 Choose Your Edge Style

PSCH	PSBL	PSGN	PSRD	PSGY	MDP
Duraform PU Charcoal	Duraform PU Blue	Duraform PU Green	Duraform PU Red	Duraform PU Light Grey	MDF Profile

**Silver and white frames are non-returnable.

Puffin Chairs

5
YEAR



Upholstery example



Important Ordering Information

When ordering please state: Chair shape, code, seat height, quantity, colour of upholstery and frame colour.



Delivery Times

Our standard delivery time is 4 weeks. During School summer holidays our turnaround times will extend.



Care & Maintenance

The frame and top connection should be checked every six months. The feet should be checked periodically and replaced as and when required. Clean periodically with a non-abrasive cleaner and a warm damp cloth.



Customise Your Order



1 Choose Your Chair

AGE RANGE	SEAT HEIGHT (SH)	CODE
14+	410mm	PUFFIN3

2 Choose Your Upholstery Colour

Aquamarine	Black	Charcoal	Clipper	Lead	Marmalade	Prudence	Red	Ruby	Wedgwood
------------	-------	----------	---------	------	-----------	----------	-----	------	----------

3 Choose Your Frame Colour

DP1	BK	MC	LG	WH	SV
Duraform Speckled Light Grey	Black	Metallic Charcoal	Light Grey	White *	Silver *

*Silver and white frames are non-returnable.

RT32 White Tables

BSEN
1729
COMPLIANT

5
YEAR

Rectangular



Versatile range that
can be easily configured
into any layout

32mm round
tubular frame

Non
Returnable
Item



BURO edge example

Solid 18mm MDF tops with
a high pressure laminate and a matching
white 2mm BURO edge

Square



Trapezoidal





Customise Your Order



1 Choose Your Table Shape

SHAPE	SIZE (L X W)	BURO EDGE CODE
Rectangular	1100 x 550mm*	RT32-115-B
Rectangular	1200 x 600mm	RT32-126-B
Rectangular	1500 x 750mm	RT32-157-B
Square	600 x 600mm	RT32-66-B
Square	750 x 750mm	RT32-77-B
Trapezoidal	1100 x 550mm*	RT32-11LE-B
Trapezoidal	1200 x 600mm	RT32-12LE-B

2 Choose Your Table Height

HEIGHT	AGE RANGE
460mm	3-4 Years
530mm	4-6 Years
590mm	6-8 Years
640mm	8-11 Years
710mm	11-14 Years
760mm	14 +

*Not recommended for secondary school use.

3 Choose Your Laminate Top Colour

WH White

4 Choose Your Frame Colour

WH White

5 Choose Your BURO Edge Colour

WHB White

Orders are non-returnable.



Important Ordering Information

When ordering please state: Table shape, code, size, quantity, colour of laminate, frame colour and edge colour.



Delivery Times

Our standard delivery time is 4 weeks. During School summer holidays our turnaround times will extend.



Care & Maintenance

The frame and top connection should be checked every six months. The feet should be checked periodically and replaced as and when required. Clean periodically with a non-abrasive cleaner and a warm damp cloth.

Summit Chairs

5
YEAR



Traditional and comfortable seat design

Deep supportive upholstery



32mm round tube legs



Perfect for reception areas, meeting rooms and libraries



Upholstery example



Important Ordering Information

When ordering please state: Chair shape, code, seat height, quantity, colour of upholstery and frame colour.



Delivery Times

Our standard delivery time is 4 weeks. During School summer holidays our turnaround times will extend.



Care & Maintenance

The frame and top connection should be checked every six months. The feet should be checked periodically and replaced as and when required. Clean periodically with a non-abrasive cleaner and a warm damp cloth.



Customise Your Order



1 Choose Your Chair

AGE RANGE	SEAT HEIGHT (SH)	CODE
14+	450mm	SUMMIT

2 Choose Your Upholstery Colour

Aquamarine	Black	Charcoal	Clipper	Lead	Marmalade	Prudence	Red	Ruby	Wedgwood
------------	-------	----------	---------	------	-----------	----------	-----	------	----------

3 Choose Your Frame Colour

DP1	BK	MC	LG	WH	SV
Duraform Speckled Light Grey	Black	Metallic Charcoal	Light Grey	White *	Silver *

*Silver and white frames are non-returnable.

Swivel Chairs: Chair 2000 & NP

Chair 2000 Swivel

5
YEAR



NP Chair Swivel

5
YEAR



Important Ordering Information

When ordering please state: Chair shape, code, quantity, colour of shell, frame, base style and any accessory you require.



Delivery Times

Our standard delivery time is 4 weeks. During School summer holidays our turnaround times will extend.



Care & Maintenance

The frame and top connection should be checked every six months. Also the feet should be checked periodically and replaced as and when required. Clean periodically with a non-abrasive cleaner and a warm damp cloth.



Customise Your Order

1 Choose Your Chair

CHAIR	BASE	SEAT HEIGHT	AGE	CODE
Chair 2000 Swivel	Chrome	430-560mm	11-Adult	2077-CHROME
Chair 2000 Swivel	Black	430-560mm	11-Adult	2077-BLACK
NP Chair Swivel	Chrome	355-420mm	6-11 Years*	NP3ADJ-CHROME
NP Chair Swivel	Black	355-420mm	6-11 Years*	NP3ADJ-BLACK
NP Chair Swivel	Chrome	420-480mm	11-Adult	NP5ADJ-CHROME
NP Chair Swivel	Black	420-480mm	11-Adult	NP5ADJ-BLACK

2 Choose Your Shell Colour

BL Blue	CH Charcoal	GN Green	LI Lilac	OR Orange	PU Purple	RD Red	SB Soft Blue	TG Tangy Green	YE Yellow
----------------	--------------------	-----------------	-----------------	------------------	------------------	---------------	---------------------	-----------------------	------------------

3 Choose Your Upholstery Colour (Optional Extra)

Scuba	Osumi	Taboo	Bridgetown	Tortuga	Tarot	Panama	Parasol	Madura	Solano
-------	-------	-------	------------	---------	-------	--------	---------	--------	--------

4 Choose Your Accessory



Seat & Back Pad
SBP

Seat Pad
SP

*Upholstery colour options are not available on 6-11 years.

Accessories

Single Tray



Deep Tray



Jumbo Tray



Cable Tidy



Important Ordering Information

When ordering please state: Accessory, code, size, quantity and colour if applicable.



Delivery Times

Our standard delivery time is 4 weeks. During School summer holidays our turnaround times will extend.



Customise Your Order



1 Choose Your Accessory

ACCESSORY	DESCRIPTION	SIZE	CODE
Cable Tidy	-	1200mm (W)	SUB-CABLETIDY-1200
Cable Tidy	-	1600mm (W)	SUB-CABLETIDY-1600
Cable Tidy	-	1800mm (W)	SUB-CABLETIDY-1800
Single Tray	Gratnell single tray depth	427 x 312 x 75mm (D x W x H)	SUB-TRAY-STD
Deep Tray	Gratnell deep tray	427 x 312 x 150mm (D x W x H)	SUB-TRAY-DP
Jumbo Tray	Gratnell jumbo tray depth	430 x 312 x 300mm (D x W x H)	SUB-TRAY-JU

2 Choose Your Tray Size



Single Tray
SUB-TRAY-STD



Deep Tray
SUB-TRAY-DP



Jumbo Tray
SUB-TRAY-JU

3 Choose Your Tray Colour

Trays are sold separately. Gratnell coloured trays can be supplied as a 'match n mix random selection' or matched to your own colour combination. Other tray colours are available on request.



CG Charcoal Grey



GG Grass Green



FR Flame Red



PL Plum Purple



RB Royal Blue



SY Sunshine Yellow



Contents

Storage

144 Storage Tray Racks

146 Wooden Tray Units

Storage Tray Racks

10
YEAR

1 Column, 6 Trays With Castors



Brighten up your classroom or office with these modern units

2 Columns, 12 Trays With Castors



Swap the MDF top for a metal insert top for an additional cost

3 Columns, 24 Trays With Castors



3 Columns, 27 Trays With Castors



2 Columns, 36 Trays*



3 Columns, 54 Trays*



Important Ordering Information
When ordering please state: Tray rack size, code, quantity, frame colour and edge style.



Delivery Times
Our standard delivery time is 4 weeks. During School summer holidays our turnaround times will extend.



Care & Maintenance
The frame and top connection should be checked every six months. The feet should be checked periodically and replaced as and when required. Clean periodically with a non-abrasive cleaner and a warm damp cloth.



Customise Your Order



1 Choose Your Storage Tray Rack

STORAGE TRAY RACK	SIZE (H X L X W)	CODE
1 Column, 6 Trays	610 x 366 x 435mm	8006
2 Columns, 12 Trays	610 x 705 x 435mm	8012
3 Columns, 24 Trays	770 x 1048 x 435mm	8024
3 Columns, 27 Trays	850 x 1048 x 435mm	8027
2 Columns, 36 Trays*	1550 x 705 x 435mm	8036
3 Columns, 54 Trays*	1550 x 1048 x 435mm	8054

2 Choose Your Laminate Top Colour

AI Ailsa	BH Beech	BL Blue	GN Green	LG Light Grey	MA Maple	OK Oak	RD Red	SLG Slate Grey	WH White	YE Yellow
----------	----------	---------	----------	---------------	----------	--------	--------	----------------	----------	-----------

3 Choose Your Frame Colour



DP1
Duraform Speckled Light Grey

4 Choose Your Edge Style



PSCH
Duraform PU
Charcoal

PSBL
Duraform PU
Blue

PSGN
Duraform PU
Green

PSRD
Duraform PU
Red

PSGY
Duraform PU
Light Grey

MD
Standard MDF
Bullnose

5 Choose Your Tray Size



Single Tray STD



Deep Tray DP

*Supplied static only.

Trays are sold separately. Gratnell coloured trays can be supplied as a 'match n mix colour selection' or 'matched to your own colour combination' options.

Other Storage Tray Rack heights and sizes are available upon request.

For tray colours, see page 149.

Wooden Tray Units

2
YEAR

1 Column, 6 Trays



1 Column, 8 Trays



2 Columns, 12 Trays



2 Columns, 16 Trays



3 Columns, 12 Trays



3 Columns, 18 Trays



3 Columns, 24 Trays



Unit supplied fully assembled with castors as standard



Supplied with an 18mm Beech MFC carcass



Non Returnable Item

The perfect storage solution for the modern classroom environment



Important Ordering Information

When ordering please state: Tray rack size, code, quantity, frame colour and edge colour.



Delivery Times

Our standard delivery time is 4 weeks. During School summer holidays our turnaround times will extend.



Care & Maintenance

The frame and top connection should be checked every six months. The feet should be checked periodically and replaced as and when required. Clean periodically with a non-abrasive cleaner and a warm damp cloth.



Customise Your Order



1 Choose Your Tray Unit

WOODEN TRAY UNIT	SIZE (H X L X W)	CODE
1 Column, 6 Trays	662 x 357 x 475mm	TRWOOD6(1X6)
1 Column, 8 Trays	850 x 357 x 475mm	TRWOOD8(1X8)
2 Columns, 12 Trays	662 x 692 x 475mm	TRWOOD12(2X6)
2 Columns, 16 Trays	850 x 692 x 475mm	TRWOOD16(2X8)
3 Columns, 12 Trays	474 x 1030 x 475mm	TRWOOD12(3X4)
3 Columns, 18 Trays	662 x 1030 x 475mm	TRWOOD18(3X6)
3 Columns, 24 Trays	850 x 1030 x 475mm	TRWOOD24(3X8)

2 Choose Your BURO Edge Colour



3 Choose Your Tray Size



Single Tray STD

4 Choose Your Tray Colour*



CG Charcoal Grey



GG Grass Green



FR Flame Red



PL Plum Purple



RB Royal Blue



SY Sunshine Yellow

Trays are sold separately. Grattell coloured trays can be supplied as a 'match n mix colour selection' or 'matched to your own colour combination' options.

*Other tray colours are available on request.

Orders are non-returnable.

Index



CHAIR SECTION: 10

- 12** Beam Seating: Two & Three Seater NP Chairs & Tables
- 14** Beam Seating: Three & Four Seater NP Chairs
- 16** BS Chairs
- 18** BS Chair: Colour Collection
- 20** Chair 2000: Four Legged
- 22** Chair 2000: Skid Base
- 24** NP Chair
- 26** NP Chair: Black & White
- 28** NP Chair: Colour Collection
- 30** ST Chair



TABLE SECTION: 44

- 46** Craft Tables: Crushed Bent & Fully Welded
- 48** Craft Tables: Premium H Frame
- 50** Crushed Bent Tables
- 52** Crushed Bent Table: Colour Collection
- 54** Elite Tables: Static Height & Height Adjustable
- 56** Equation™ Tables
- 58** Equation™ Tables: Jewel & Leaf
- 60** Euro Tables: Single & Double
- 62** Exam Desks
- 64** Fully Welded Tables
- 66** Fully Welded Tables: BURO Edge
- 68** Fully Welded Table: Colour Collection
- 70** Height Adjustable Table: Flower
- 72** Height Adjustable Tables: HA200 & HA600
- 74** Height Adjustable Table: Rainbow
- 76** Height Adjustable Tables: Start Right
- 78** Meeting Room Tables
- 80** Pen Pot Tables: Standard & Premium
- 82** Premium Nursery Tables
- 84** Premium Tilt Top Tables
- 86** Reliance Range Tables
- 88** RT32 Tables
- 90** RT45 Tables
- 92** Shaped Table: Connect
- 94** Shaped Table: Segga
- 96** Standard Nursery Tables
- 98** Teachers Desks: Crushed Bent & Fully Welded
- 100** Whiteboard Top Tables



DINING SECTION: 102

- 104** Four Seater Bench
- 106** Four Seater Canteen Table & NP Chairs
- 108** Four Seater Cantilever Table & NP Chairs
- 110** Gala Dining
- 112** Standard Dining Tables & Benches
- 114** Tilt Top Dining Tables
- 116** Two Seater Canteen Table & NP Chairs



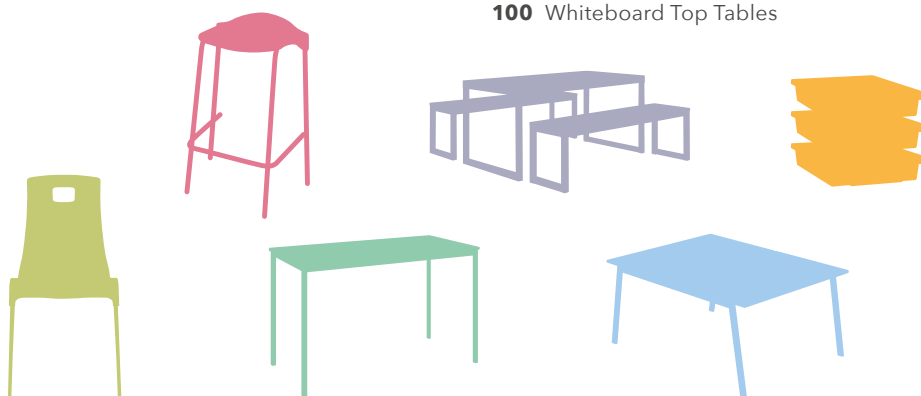
STOOL SECTION: 32

- 34** 25 Series Stool
- 36** 35 Series Stool
- 38** High Chairs: BS, Chair 2000 & NP
- 40** WSM Stool: Four Legged
- 42** WSM Stool: Skid Base



OFFICE SECTION: 118

- 120** Antique Meeting Room Tables
- 122** Contemporary Dining Tables & Benches
- 124** Communal Space Tables
- 126** Folding Tables
- 128** Fully Welded Tables: BURO Edge
- 130** Meeting Room Tables
- 132** Puffin Chairs
- 134** RT32 White Tables
- 136** Summit Chairs
- 138** Swivel Chairs: Chair 2000 & NP
- 140** Accessories



STORAGE SECTION: 142

- 144** Storage Tray Racks
- 146** Wooden Tray Units



Buy With Confidence

All Metalliform products are manufactured to relevant British Standards for strength, stability and size and all products carry a minimum 2 year guarantee against defective workmanship. We subscribe to the BESA code of practice, to ensure buyers are offered the best in quality, safety and value for money

Terms & Conditions

- Prices exclude VAT. Whilst we will maintain prices as long as we can, we reserve the right to change prices without notice.
- Orders above £100 in value are delivered free of charge. Below this value a delivery charge of £45 is applied. Extra for Scottish Highlands and Islands.
- Because goods are made to order, orders which are cancelled or goods which are ordered in error will be subject to a handling charge of up to 40% of the order value.
- Redelivery charge of 10% of the order value - where delivery is refused on arrival.
- Claims for faulty or damaged goods must be made within 3 working days of receipt.
- Orders made in error must be reported within 7 working days.
- For customer delayed orders a storage charge of 3% of the total order value per week will be applied.
- Payment terms are 30 days from date of invoice.

All specifications and prices are correct at time of going to press, Metalliform reserve the right to change specifications, prices and product range without prior notice. Whilst we try to show our products as accurately as possible, the photography and printing processes may affect the colours shown in this brochure.



-  **01226 350 555**
-  **sales@metalliform.co.uk**
-  **www.metalliform.co.uk**
-  **metalliformltd**
-  **metalliform-holdings-ltd**

Metalliform Holdings Limited
 Chambers Road,
 Hoyland,
 Barnsley,
 South Yorkshire.
 S74 0EZ

